



# HOUSE COMMITTEE ON APPROPRIATIONS

FY 12-13

Executive Budget Review

Department of Health and Hospitals

March 26, 2012



## The Department of Health and Hospitals has 15 agencies or budget units:

- 09-300 Jefferson Parish Human Services Authority
- 09-301 Florida Parishes Human Services Authority
- 09-302 Capital Area Human Services District
- 09-303 Developmental Disabilities Council
- 09-304 Metropolitan Human Services District
- 09-305 Medical Vendor Administration
- 09-306 Medical Vendor Payments
- 09-307 Office of the Secretary
- 09-309 South Central Louisiana Human Services Authority
- 09-320 Office of Aging and Adult Services
- 09-324 Louisiana Emergency Response Network Board
- 09-325 Acadiana Area Human Services District
- 09-326 Office of Public Health
- 09-330 Office of Behavioral Health
- 09-340 Office for Citizens with Developmental Disabilities



# AGENDA

## Overview of Budget

### Department Level

- Change from FY 11-12 to FY 12-13
- Expenditures
- Supplementary Recommendations

### Agency Level

- Office of the Secretary
- Medicaid (Administration and Payments)
- Authorities and Districts
- Developmental Disabilities Council
- Office of Aging and Adult Services
- Louisiana Emergency Response Network Board
- Office of Public Health
- Office of Behavioral Health
- Office for Citizens with Developmental Disabilities



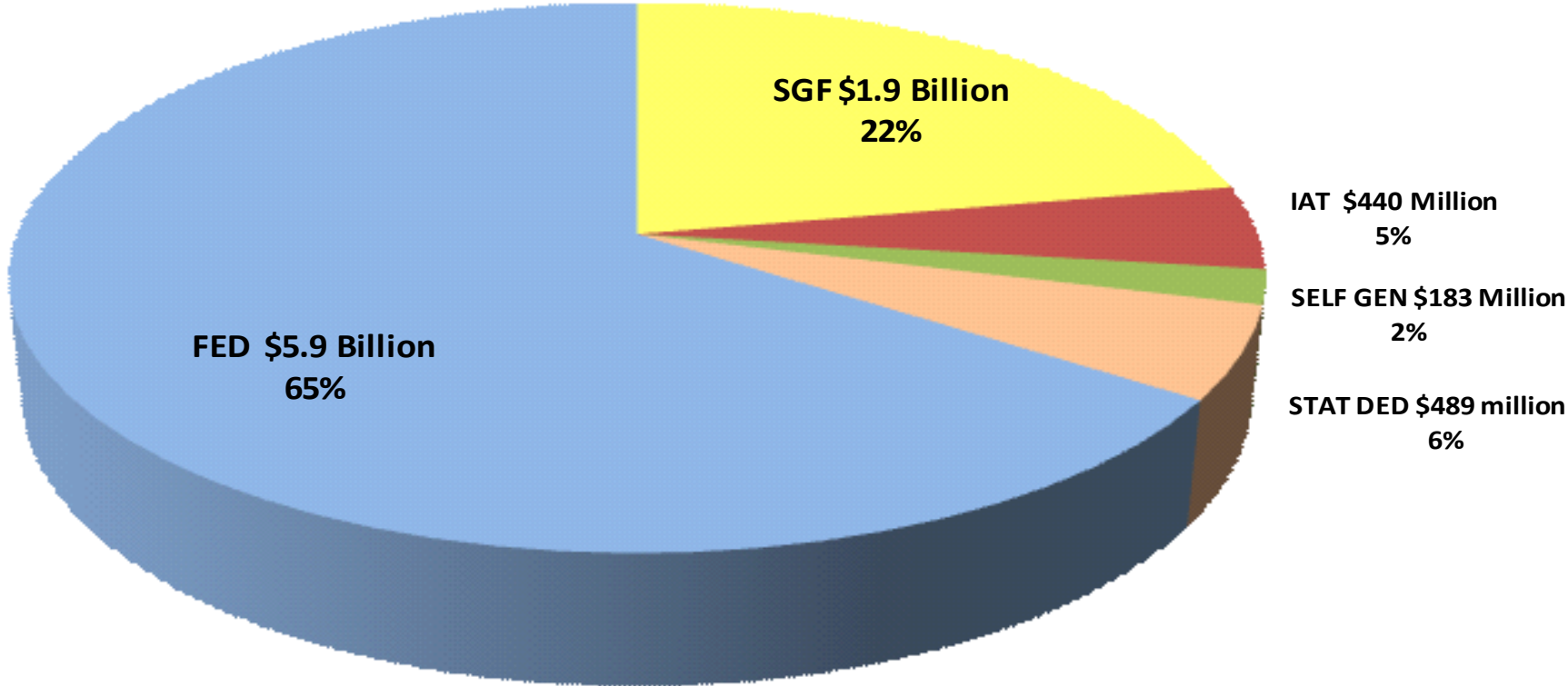
# Executive Budget By Means of Finance

DEPARTMENT OF HEALTH AND HOSPITALS					
Means of Financing (MOF)	Actual Expenditures FY 2010-11	Existing Operating Budget FY 2011-12 (12/1/11)	Executive Budget FY 2012-13	Change From FY 11-12 to FY 12-13	Percent Change From FY 11-12 to FY 12-13
State General Fund (SGF)	\$1,077,423,620	\$1,725,174,414	\$1,981,294,959	\$256,120,545	14.85%
Interagency Transfers (IAT)	\$444,419,274	\$504,551,710	\$440,433,488	(\$64,118,222)	(12.71%)
Fees and Self-gen. Rev. (SGR)	\$103,207,543	\$182,232,951	\$183,004,211	\$771,260	0.42%
Statutory Dedications (SD)	\$971,514,811	\$656,413,452	\$488,961,919	(\$167,451,533)	(25.51%)
Interim Emergency Board (IEB)	\$233,750	\$0	\$0	\$0	0.00%
Federal Funds (FED)	\$5,660,779,334	\$5,209,446,114	\$5,862,814,441	\$653,368,327	12.54%
<b>TOTAL MOF</b>	<b>\$8,257,578,332</b>	<b>\$8,277,818,641</b>	<b>\$8,956,509,018</b>	<b>\$678,690,377</b>	<b>8.20%</b>
<b>Authorized Positions</b>	9,247	8,458	6,928	(1,530)	(18.09%)

DHH FY 11-12 funds included approximately \$400 million in one-time funds. The Executive Budget replaced \$200 million of these funds with State General Fund. The FY 12-13 Executive Budget includes approximately \$200 million of one-time revenues that support recurring expenditures in DHH.



DEPARTMENT OF HEALTH AND HOSPITALS  
FY 12-13 TOTAL BUDGET = \$8.96 BILLION





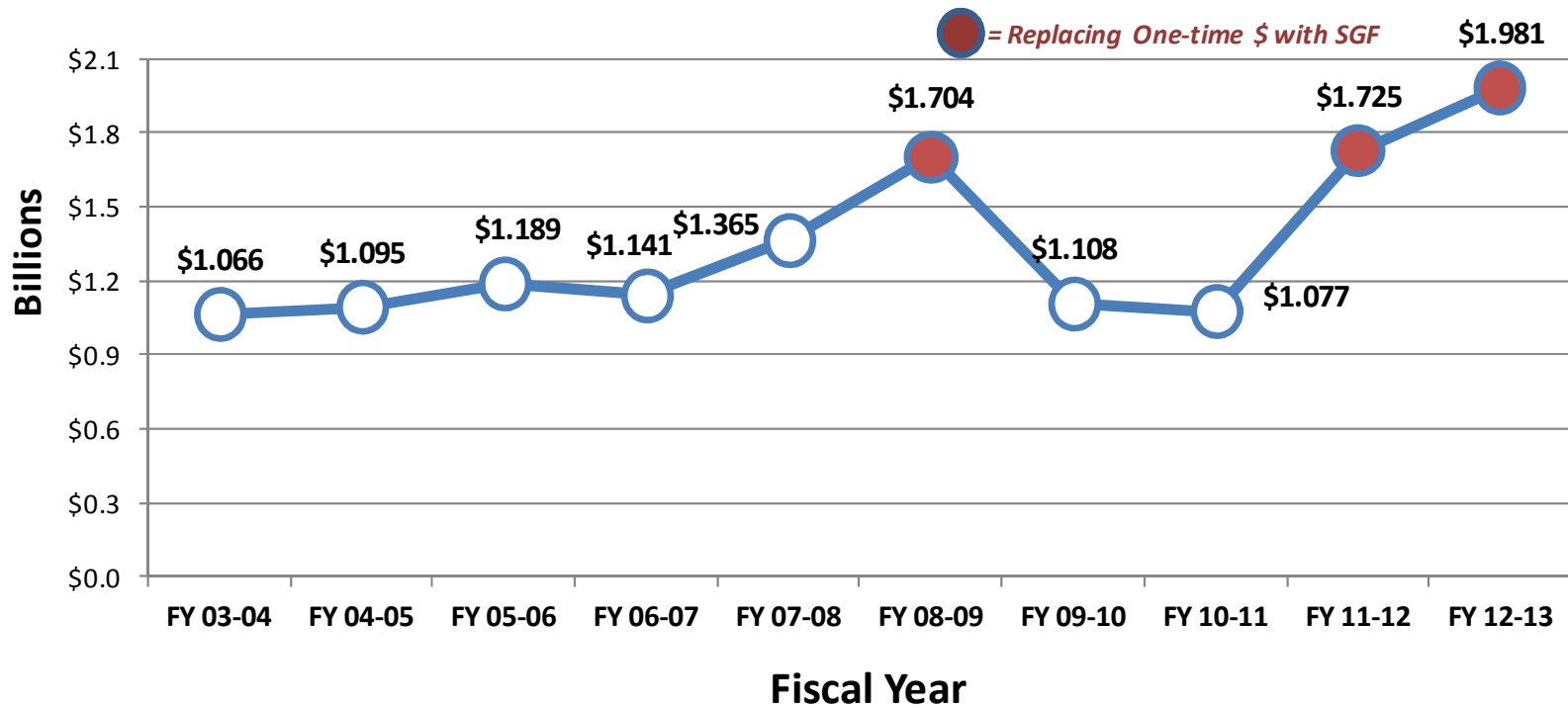


## DHH COMPARED TO TOTAL STATE BUDGET FY 2012-13 (MOF Numbers in Thousands)

MEANS OF FINANCE	DHH	TOTAL STATE BUDGET	% OF TOTAL STATE BUDGET
State General Fund	\$1,981,295	\$8,406,700	24%
Interagency Transfers	\$440,433	\$2,978,861	15%
Fees and Self-gen. Rev.	\$183,004	\$3,458,259	5%
Statutory Dedications	\$488,962	\$3,651,010	13%
Federal Funds	\$5,862,814	\$11,349,385	52%
<b>TOTAL MOF</b>	<b>\$8,956,508</b>	<b>\$29,844,215</b>	<b>30%</b>
Authorized Positions	6,928	66,315	10%

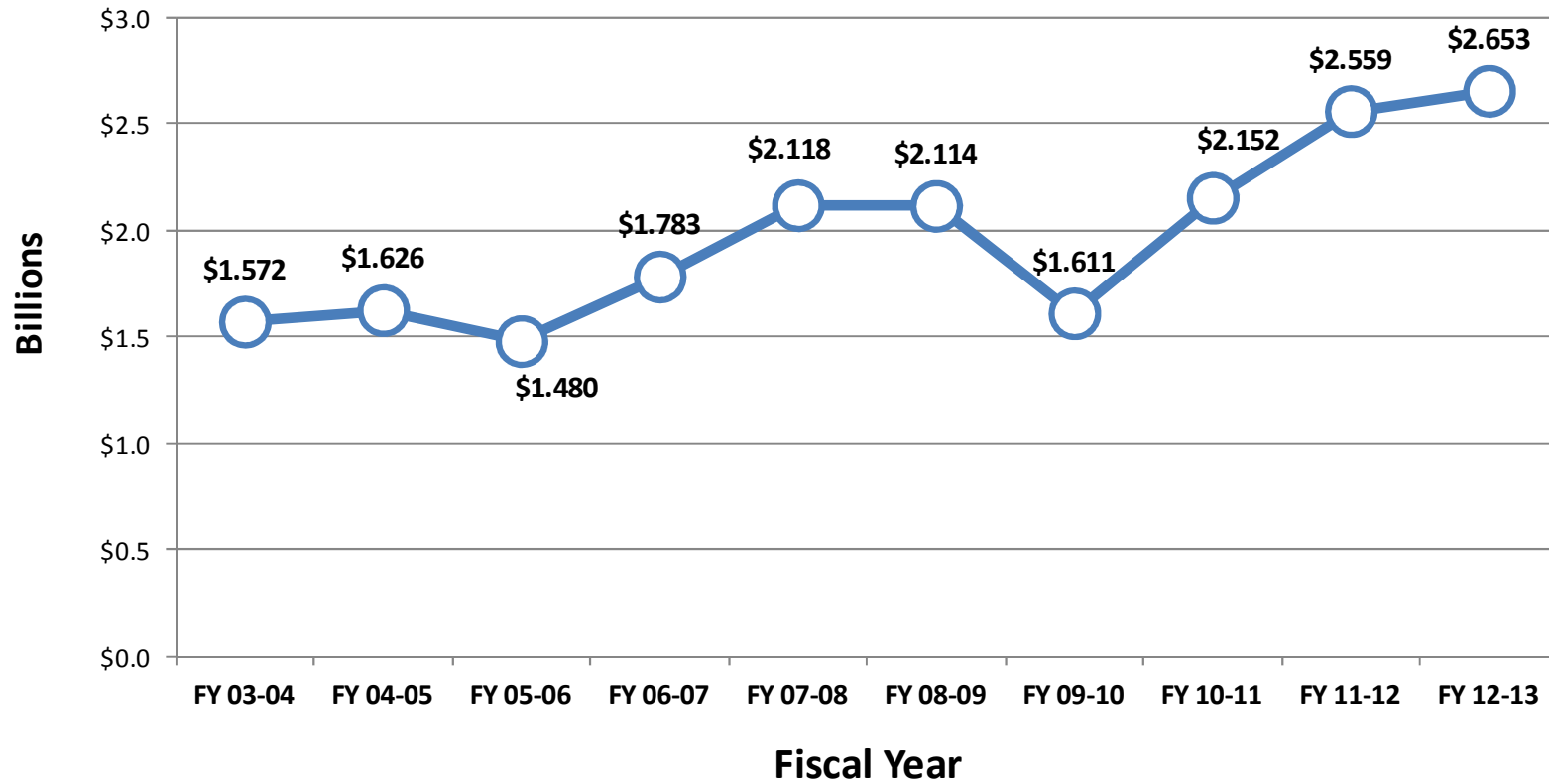


## DEPARTMENT OF HEALTH AND HOSPITALS (State General Fund)





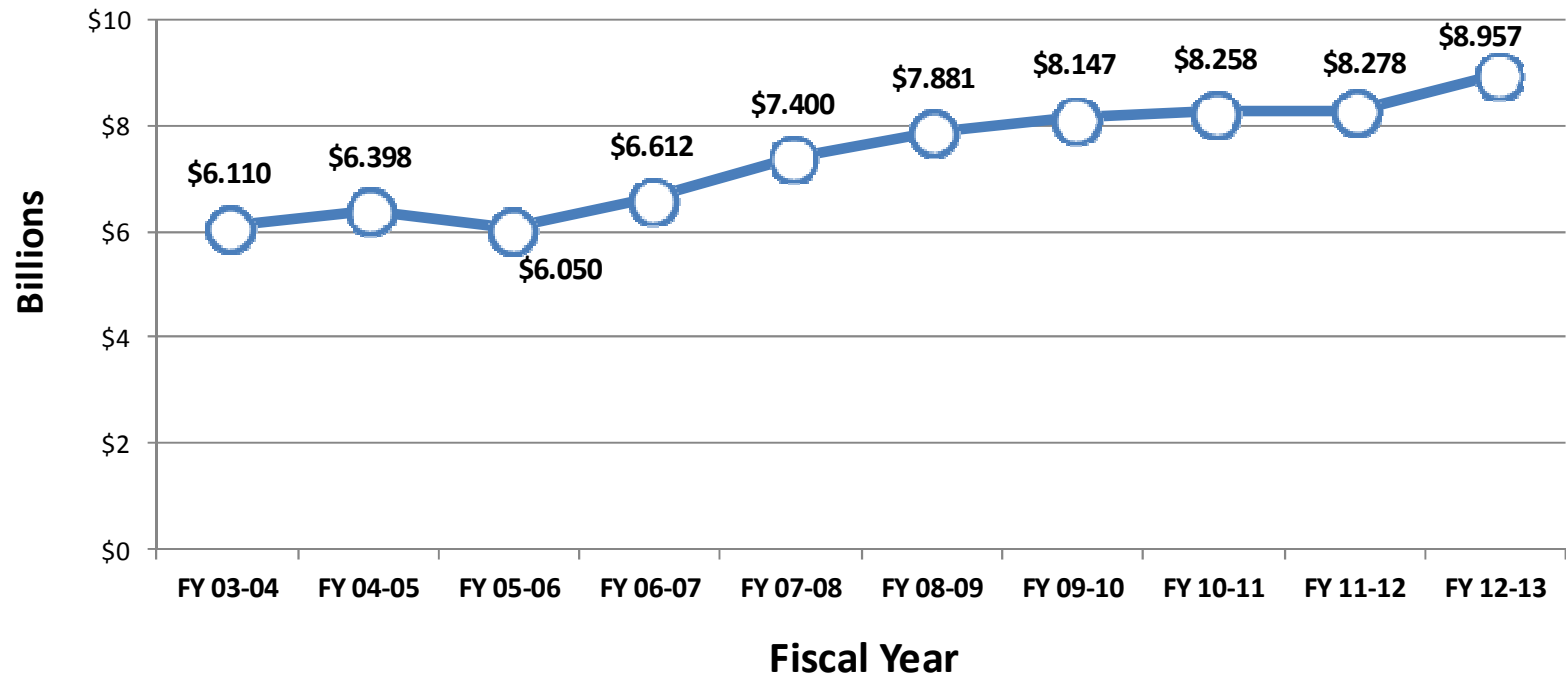
## DEPARTMENT OF HEALTH & HOSPITALS (Total State Effort)







## DEPARTMENT OF HEALTH & HOSPITALS (Total Funding)





# SUPPLEMENTARY BUDGET RECOMMENDATION

## Non-recurring Revenues used for Recurring Expenditures

HB 822 transfers \$203 million into the Medical Assistance Trust Fund to be used as state match in Medical Vendor Payments (Private Providers Program).

- \$110 million from Go Zone loan payments from political subdivisions
- \$37 million from various fund balance sweeps
- \$20 million from the Self-Insurance Fund
- \$20 million fund balance from the Ernest N. Morial Exhibit Hall Authority
- \$11 million unrestricted unencumbered fund balance from the Louisiana Housing Finance Authority
- Undetermined amount of funds from lawsuit settlement

\$203 million is matched with \$506 million in federal funds for a total of \$709 million that is contingent upon passage of HB 822.



## DHH Significant Budget Changes - Statewide

- (\$33 million) Non-recur carryforwards (-\$1 million SGF, -\$14 million IAT, -\$4 million SD, -\$14 million FED).
- (\$30 million) Reduces funding due to a state employee retirement rate adjustment (-\$15 million SGF, -\$9 million IAT, -\$6 million FED).
- (\$22 million) Non-recur 27<sup>th</sup> pay period funding (-\$6 million IAT, -\$12 million SD, and -\$4 million FED).
- (\$9 million) Annualization of FY 2012 Mid Year Reduction Plan (-\$5 million SGF, and -\$4 million IAT).
- (\$6 million) Adjustment to reduce 75 authorized vacant positions (36 in OPH, 14 in OBH, 24 in OCDD, and 1 in DD Council) and associated funding (-\$1 million SGF, -\$1.3 million IAT, -\$500,000 SGR and -\$3 million FED).



## DHH Significant Budget Changes - Statewide

- \$6 million Net salary base adjustment and attrition (-\$10 million IAT, -\$3 million SGF, and -\$1 million FED).
- (\$6 million) Net adjustment for acquisitions and major repairs (-\$3 million SGF and -\$3 million FED).
- (\$4.6 million) Salary funding from other line-items (-\$1.5 million SGF, and -\$3.1 million IAT).
- (\$2.3 million) Annualization of FY 11-12 Executive Order Hiring Freeze (-\$1.6 million SGF, -\$600,00 IAT, and -\$100,000 FED).



## DHH Executive Budget by Line-Item Expenditure

Expenditures	FY 10-11 Actual Budget	FY 11-12 Existing Operating Budget 12/1/11	FY 12-13 Executive Budget	Change from FY 11-12 to FY 12-13	Percent Change
Salaries	\$435,231,049	\$403,397,284	\$339,233,403	(\$64,163,881)	(15.9%)
Other Compensation	\$19,199,945	\$19,617,561	\$16,943,130	(\$2,674,431)	(13.6%)
Related Benefits	\$163,778,887	\$168,412,400	\$122,991,550	(\$45,420,850)	(27.0%)
Travel	\$3,092,331	\$5,850,113	\$5,537,219	(\$312,894)	(5.3%)
Operating Services	\$52,278,386	\$57,707,047	\$55,576,473	(\$2,130,574)	(3.7%)
Supplies	\$38,211,958	\$43,372,433	\$39,565,089	(\$3,807,344)	(8.8%)
Prof Svcs	\$142,385,649	\$185,857,006	\$200,240,128	\$14,383,122	7.7%
Other Charges	\$7,399,696,122	\$7,378,666,977	\$8,173,369,207	\$794,702,230	10.8%
Acq/Major Repairs	\$3,704,005	\$9,193,453	\$3,052,819	(\$6,140,634)	(66.8%)
Unallotted	\$0	\$5,744,367	\$0	(\$5,744,367)	(100.0%)
<b>TOTAL EXP</b>	<b>\$8,257,578,332</b>	<b>\$8,277,818,641</b>	<b>\$8,956,509,018</b>	<b>\$678,690,377</b>	<b>8.2%</b>



# Department of Health and Hospitals

## FY 12-13 SALARIES/POSITIONS

- \$356 million for Salaries and Other Compensation
- \$123 million for Related Benefits
- Total Personnel Services = \$479 million, 61% of the DHH total Executive Budget Recommendation (excluding Other Charges)
- Average Unclassified Salary = \$125,441
- Average Classified Salary = \$44,923
- 6,928 Authorized Positions (6,809 classified and 119 unclassified)
- As of 2/15/12, DHH had 562 vacancies and 1,296 full-time non-T.O. positions.





## DHH Agency Budget Comparisons – Total MOF

Agencies	FY 11-12	FY 12-13	Difference
Medical Vendor Payments	\$6,755,244,077	\$7,485,842,805	\$730,598,728
Medical Vendor Administration	\$306,270,247	\$332,781,482	\$26,511,235
Office of Public Health	\$337,184,200	\$317,630,619	(\$19,553,581)
Office of Behavioral Health	\$344,140,038	\$299,848,495	(\$44,291,543)
Office Citizens w/Dev. Disabilities	\$239,531,288	\$177,268,050	(\$62,263,238)
Office of the Secretary	\$109,503,887	\$96,649,349	(\$12,854,538)
Office of Aging and Adult Services	\$48,147,344	\$94,127,103	\$45,979,759
Capital Area HSD	\$30,778,142	\$30,399,430	(\$378,712)
Metropolitan HSD	\$31,657,052	\$28,092,364	(\$3,564,688)
Jefferson Parish H.S.A	\$25,315,237	\$24,657,109	(\$658,128)
South Central LA H.S.A	\$25,241,033	\$23,530,212	(\$1,710,821)
Acadiana Area HSD	\$0	\$22,140,286	\$22,140,286
Florida Parishes H.S.A	\$20,025,747	\$18,874,115	(\$1,151,632)
LA Emergency Response Network	\$2,909,236	\$2,839,905	(\$69,331)
Developmental Disabilities Council	\$1,871,113	\$1,827,694	(\$43,419)
<b>TOTAL</b>	<b>\$8,277,818,641</b>	<b>\$8,956,509,018</b>	<b>\$678,690,377</b>



## DHH Agency Authorized Position Comparisons

Agencies	FY 11-12	FY 12-13	Difference	% Diff
Office for Citizens w/Dev. Disabilities	2,716	1,559	(1,157)	(43%)
Office of Behavioral Health	2,452	2,175	(277)	(11%)
Office of Public Health	1,463	1,373	(90)	(6%)
Medical Vendor Administration	1,137	898	(239)	(21%)
Developmental Disabilities Council	8	7	(1)	(13%)
		<b>REDUCED</b>	<b>(1,764)</b>	
Office of Aging and Adult Services	374	432	58	16%
Office of the Secretary	301	477	176	58%
LA Emergency Response Network	7	7	0	0%
		<b>ADDED</b>	<b>234</b>	
<b>TOTAL</b>	<b>8,458</b>	<b>6,928</b>	<b>(1,530)</b>	<b>(18%)</b>

All of 1,764 positions eliminated are classified. Of the 234 positions added, all are classified except one unclassified position which was added in the Office of Aging and Adult Services.



## DHH Discretionary and Non-Discretionary Funding in FY 12-13 Executive Budget

Discretionary	\$4,248,942,177	47.4%
Non-Discretionary	\$4,707,566,841	52.6%
Total	\$8,956,509,018	100.0%

Non-discretionary funding within the Department of Health and Hospitals' FY 12-13 Executive Budget Recommendation is primarily due to federal mandates and avoidance of court order.



# Executive Budget By Means of Finance

OFFICE OF THE SECRETARY					
Means of Financing (MOF)	Actual Expenditures FY 2010-11	Existing Operating Budget FY 2011-12 (12/1/11)	Executive Budget FY 2012-13	Change From FY 11-12 to FY 12-13	Percent Change From FY 11-12 to FY 12-13
State General Fund (SGF)	\$47,698,817	\$48,759,306	\$44,290,088	(\$4,469,218)	(9.2%)
Interagency Transfers (IAT)	\$14,894,993	\$47,851,914	\$28,955,834	(\$18,896,080)	(39.5%)
Fees and Self-gen. Rev. (SGR)	\$147,811	\$249,114	\$2,209,854	\$1,960,740	787.1%
Statutory Dedications (SD)	\$2,822,546	\$4,864,456	\$7,548,994	\$2,684,538	55.2%
Federal Funds (FED)	\$8,978,559	\$7,779,097	\$13,644,579	\$5,865,482	75.4%
<b>TOTAL MOF</b>	<b>\$74,542,726</b>	<b>\$109,503,887</b>	<b>\$96,649,349</b>	<b>(\$12,854,538)</b>	<b>(11.7%)</b>
<b>Authorized Positions</b>	333	301	477	176	58.5%



## Significant Budget Changes - Office of Secretary

- \$22.6 million      Increases funding (\$2.8 million SGF, \$11.4 million IAT, \$2 million SGR, \$300,000 SD, and \$6.1 million FED) and positions (214) for the transfer of the Health Standards section from Medical Vendor Administration to the Office of the Secretary in an effort to better coordinate efforts with the agency's legal department to fight fraud, waste, and abuse and handle licensure issues.
- (\$16.9 million) IAT      Decreases funding due to the transfer of Permanent Supportive Housing to the Office of Aging and Adult Services.
- (\$15.8 million) IAT      Non-recurs a portion of the Generator Program funding. The initial end date was April 2012, but it has been extended through December 2012, leaving \$10 million for FY 12-13.





## Significant Budget Changes - Office of Secretary

- \$4.7 million** Increases funding (\$853,000 million SGF, \$2.4 million IAT, and \$1.5 million SD) and positions (12) for the transfer of the Program Integrity section from Medical Vendor Administration to the Office of the Secretary to better coordinate efforts with the agency's legal department to fight fraud, waste, and abuse.
- (\$4.3 million) SGF** Reduces funding and positions (67) due to the restructuring of the IT department. The funding is being transferred to Medical Vendor Administration, and the positions are being eliminated.
- \$2.5 million SD** Increases funding from the Medical Assistance Fraud Detection Fund to provide for case management software for pre-pay and post-pay analytics.
- (\$1 million) SGF** Non-recurs a legislative line-item amendment for the Louisiana Rural Health Information Exchange (LaRHIX).





## Significant Budget Changes - Office of Secretary

- \$891,000 SGF Provides start-up costs for four new Human Service Districts: Region 5 (Lake Charles), Region 6 (Alexandria), Region 7 (Shreveport), and Region 8 (Monroe).
- (\$705,000) SGF Reduces funding to annualize FY 2012 mid-year reduction (-\$455,000 in operating services, -\$200,000 in contract services, and -\$50,000 in travel).
- \$690,287 SGF Provides state funds to match Federal ARRA funds for the Louisiana Health Information Exchange.
- (No Funds) Adds 20 authorized positions for the Center for Health Care Innovation and Technology which is responsible for policy development, health care data collection and analysis, and healthcare information technology.



# Medicaid (Administration and Payments)



# Executive Budget By Means of Finance

MEDICAL VENDOR ADMINISTRATION					
Means of Financing (MOF)	Actual Expenditures FY 2010-11	Existing Operating Budget FY 2011-12 (12/1/11)	Executive Budget FY 2012-13	Change From FY 11-12 to FY 12-13	Percent Change From FY 11-12 to FY 12-13
State General Fund (SGF)	\$74,968,762	\$81,061,543	\$87,780,511	\$6,718,968	8.3%
Interagency Transfers (IAT)	\$0	\$6,951,982	\$15,075,493	\$8,123,511	116.9%
Fees and Self-gen. Rev. (SGR)	\$1,326,962	\$2,665,641	\$739,641	(\$1,926,000)	(72.3%)
Statutory Dedications (SD)	\$4,733,391	\$8,995,169	\$3,234,014	(\$5,761,155)	(64.0%)
Federal Funds (FED)	\$141,012,487	\$206,595,912	\$225,951,823	\$19,355,911	9.4%
<b>TOTAL MOF</b>	<b>\$222,041,602</b>	<b>\$306,270,247</b>	<b>\$332,781,482</b>	<b>\$26,511,235</b>	<b>8.7%</b>
<b>Authorized Positions</b>	1,237	1,137	898	(239)	(21.0%)



## Significant Budget Changes - Medical Vendor Administration

- (\$11.2 million) Transfers funding and 214 authorized positions in the Health Standards Section to the Office of the Secretary. (-\$2.8 million SGF , -\$2 million SGR, -\$253,000 SD and -\$6.1 million FED)
- (\$2.4 million) Transfers funding and 12 authorized positions in the Program Integrity Section to the Office of the Secretary. (-\$853,000 SGF and -\$1.5 million SD)
- (\$1.3 million) Reduced funding and 13 authorized positions to annualize FY 12 mid-year budget reductions. (-\$636,000 SGF and -\$636,000 FED)
- (\$2 million) Non-recurs one time funding for Bayou Health Outreach. (-\$1 million SD and -\$1 million FED)



## Significant Budget Changes - Medical Vendor Administration

- \$25.5 million      Funding for the Louisiana Behavioral Health Partnership. (\$4.5 million SGF, \$7.5 million IAT, and \$13.5 million FED)
- \$8.2 million      Funding for Bayou Health enrollment broker and call center. (\$4.1 million SGF and \$4.1 million FED)
- \$6.7 million      Funding for design, development, and implementation phase of the Medicaid Management Information System (MMIS) replacement for dual fiscal intermediary. (\$672,000 SGF and \$6 million FED)
- \$6.8 million      Transfers funding from the Office of the Secretary due to restructuring of the IT department. Contracts will be put in place using the funds. (\$4.3 million SGF and \$2.5 million FED)



# Executive Budget By Means of Finance

MEDICAL VENDOR PAYMENTS					
Means of Financing (MOF)	Actual Expenditures FY 2010-11	Existing Operating Budget FY 2011-12 (12/1/11)	Executive Budget FY 2012-13	Change From FY 11-12 to FY 12-13	Percent Change From FY 11-12 to FY 12-13
State General Fund (SGF)	\$583,143,501	\$1,254,450,686	\$1,523,100,703	\$268,650,017	21.4%
Interagency Transfers (IAT)	\$63,300,134	\$77,883,927	\$85,382,432	\$7,498,505	9.6%
Fees and Self-gen. Rev. (SGR)	\$75,876,810	\$133,743,469	\$91,793,100	(\$41,950,369)	(31.4%)
Statutory Dedications (SD)	\$943,311,134	\$602,225,816	\$462,701,651	(\$139,524,165)	(23.2%)
Federal Funds (FED)	\$5,213,097,302	\$4,686,940,179	\$5,322,864,919	\$635,924,740	13.6%
<b>TOTAL MOF</b>	<b>\$6,878,728,881</b>	<b>\$6,755,244,077</b>	<b>\$7,485,842,805</b>	<b>\$730,598,728</b>	<b>10.8%</b>
<b>Authorized Positions</b>	0	0	0	0	0.0%

The Executive Budget contains \$202,954,052 as a Supplementary Recommendation contingent upon legislative approval of the transfer of fund balances.





# Medical Vendor Payments by Program

MEDICAL VENDOR PAYMENTS			
Program	FY 11-12	FY 12-13	Difference
Private Providers	\$4,323,690,673	\$4,061,891,168	(\$261,799,505)
Public Providers	\$710,488,006	\$574,116,990	(\$136,371,016)
Buy-In	\$987,716,418	\$2,000,090,153	\$1,012,373,735
Uncompensated Care Costs	\$730,577,619	\$849,744,494	\$119,166,875
Recovery Funds	\$2,771,361	\$0	(\$2,771,361)
<b>TOTAL</b>	<b>\$6,755,244,077</b>	<b>\$7,485,842,805</b>	<b>\$730,598,728</b>



## Means of Finance Substitutions - Medical Vendor Payments

\$155.5 million      Increased State General Funds and decreased various funds, including funds which were one time in FY 12.

\$95.9 million      Net increase of Federal Funds, Interagency Transfers and Self-generated Revenues and decreased State General Funds as a result of the change in the federal match rate from FY 12 to FY 13.

\$20 million      Increased State General Funds and decreased Self-generated Revenues to replace Upper Payment Limit savings in FY 11 used in FY 12.



## Means of Finance Substitutions - Medical Vendor Payments

\$10 million      Increased funds from the Health Excellence Fund and decreased State General Funds.

\$4.6 million      Increased State General Funds and decreased Federal Funds from American Recovery and Reinvestment Act funds that were not budgeted in FY 11.

\$4 million      Increased State General Funds and decreased Interagency Transfers from overcollections throughout the department.



## Means of Finance Substitutions - Medical Vendor Payments

- \$4.2 million      Decreased State General Funds and increased Federal Funds as a result of a special FMAP rate for Long Term Personal Care Services.
- \$4 million        Increased State General Funds and decreased Federal Funds from the certification of public expenditures in the Office of Behavioral Health.
- \$2 million        Decreased State General Funds and increased Federal Funds as a result of savings from moving reimbursements back one month.



## Significant Budget Transfers — Medical Vendor Payments

- \$922 million      Transfers funding from Private Providers to Medicare Buy-Ins and Supplements for Bayou Health. (\$264 million SGF and \$658 million FED)
- \$17.8 million      Transfers funding from Medicare Buy-Ins and Supplements to Uncompensated Care Costs for rural hospital wraparound payments. (\$5 million SGF and \$12.8 million FED)



## Significant Budget Changes – Reductions (Medical Vendor Payments)

- (\$135 million) Reduces funding from Bayou Health implementation including non-recurring funds for claims lag expenses. (-\$8 million SGF, -\$23 million SGR, -\$7 million SD and -\$97 million FED)
- (\$83 million) Savings expected from reducing Private Provider, Bayou Health and Behavioral Health Partnership rates an average of 2%. (-\$24 million SGF and -\$59 million FED)





## Significant Budget Changes - Reductions (Med Vendor Payments)

(\$42.5 million)

Savings from various changes to methodologies.  
(-\$12.2 million SGF and -\$30.3 million FED)

- Eliminating Community Care program (\$6.2 million)
- Hospice pre-authorization (\$3.5 million)
- Medicare Never events (\$1.7 million)
- Hospital reimbursement methodology (\$11.2 million)
- Case coordination for NOW waiver recipients (\$10.5 million)
- Pharmacy reimbursement methodology (\$5.2 million)
- Non-waiver services for waiver recipients under Bayou Health (\$4.2 million)

(\$35.6 million) SGF

Reduces funding in the Public Providers Program budgeted in FY 12 for LSU Hospitals for the Disproportionate Share Hospital (DSH) Audit Rule changes.



## Significant Budget Changes - Reductions (Med Vendor Payments)

- (\$24.1 million) Net decrease from the privatization of North Lake and Northwest Supports and Services Centers. (-\$6.9 million SGF and -\$17.2 million FED)
- (\$21 million) Reduces funding in the Private Providers Program due to savings from changing nursing home payment methodology. (-\$6 million SGF and -\$15 million FED)
- (\$17 million) Reduces funding in the Public Providers Program due to a savings expected from fraud and abuse measures implemented in FY 12. (-\$4.9 million SGF and -\$12.1 million FED)
- (\$3.4 million) Reduces funding in the Buy-In Program for the Medicare Part A and B premium decrease. (\$160,000 SGF and -\$3.6 million FED)



## Significant Budget Changes - Increases (Med Vendor Payments)

- \$418 million Funding in the Private Providers Program for a shortfall. (\$120 million SGF and \$298 million FED)
- \$224 million Funding in the Private Providers Program for utilization increases including adjustments for pharmacy, long term personal care services (LT PCS), and the Program for All-Inclusive Care for the Elderly (PACE). (\$64 million SGF and \$160 million FED)
- \$144 million Funding in the Medicare Buy-In and Supplements Program for the State Management Organization for the Louisiana Behavioral Health Partnership net of transfers. (\$3 million SGF, \$7 million IAT, \$3 million SD and \$131 million FED)
- \$98 million Funding in the Private Providers Program to replace a decrease for delays in claims payments in FY 12 associated with fraud prevention measures. (\$28 million SGF and \$70 million FED)



## Significant Budget Changes - Increases (Med Vendor Payments)

\$49.3 million      Funding in the Private Providers Program to rebase nursing homes. (398,000 SGF, \$14 million SD and \$35 million FED)

\$29.2 million      Funding in the Private Providers Program for a primary care provider rate increase required by the Health Care and Education Reconciliation Act. (\$1.5 million SGF and \$27.7 million FED)

\$23.4 million      Funding in the Private Providers Programs for additional waivers and for the annualization of waiver slots filled during FY 12. (\$6.7 million SGF and \$16.7 million FED)



## Significant Budget Changes - Increases (Med Vendor Payments)

\$14.4 million      Funding in the Private Providers Program for the Emergency Ambulance Upper Payment Limit (UPL) Program. (\$4.1 million SGR and \$10.3 million FED)

\$11.5 million      Funding for the new Federally Qualified Health Centers (FQHCs) and Rural Health Clinics (RHCs) expected in FY 13, the annualization of payments for FQHCs and RHCs new in FY 12, and for an inflation increase. (\$3.3 million SGF and \$8.2 million FED)



## HUMAN SERVICES DISTRICTS/AUTHORITIES

- Through R.S. 28:912, the legislature created the statewide integrated human services delivery systems with local accountability. (Article VI, Section 19 of the Constitution provides for the creation of special districts.)
- Local governing bodies operate and manage community-based programs and services related to behavioral health, developmental disabilities, selected public health services, and other services contracted to the districts by DHH.
- Governed by a board composed of residents of the respective regions. Board members serve without compensation but may be reimbursed for expenses.
- While the districts do not have authorized positions, law stipulates that employees of the districts shall be members of the civil service system and the Louisiana State Employees Retirement System.





## HUMAN SERVICE DISTRICTS

- Capital Area Human Services District
- Jefferson Parish Human Services Authority
- Florida Parishes Human Services Authority
- Metropolitan Human Services District
- South Central Louisiana Human Services Authority
- Acadiana Area Human Services District
  
- Northeast Delta Human Services Authority
- Region 5 - Allen, Beauregard, Calcasieu, Cameron, and Jefferson Davis
- Region 6 – Avoyelles, Catahoula, Concordia, Grant, LaSalle, Rapides, Vernon, and Winn
- Region 7 – Bienville, Bossier, Caddo, Claiborne, DeSoto, Natchitoches, Sabine, Red River, and Webster



## HUMAN SERVICES AUTHORITIES AND DISTRICTS

AUTHORITIES AND DISTRICTS					
AUTHORITY/DISTRICT	Existing Operating Budget FY 2011-12 (12/1/11)	Executive Budget FY 2012-13	Change From FY 11-12 to FY 12-13	% Change FY 11-12 to FY 12-13	Non T.O.
Jefferson Parish H.S.A.	\$25,315,237	\$24,657,109	(\$658,128)	(2.6%)	184
Florida Parishes H.S.A.	\$20,025,747	\$18,874,115	(\$1,151,632)	(5.8%)	190
Capital Area H.S.D.	\$30,778,142	\$30,399,430	(\$378,712)	(1.2%)	235
Metropolitan H.S.D.	\$31,657,052	\$28,092,364	(\$3,564,688)	(11.3%)	140
South Central H.S.A.	\$25,241,033	\$23,530,212	(\$1,710,821)	(6.8%)	146
<b>SUBTOTAL</b>	<b>\$133,017,211</b>	<b>\$125,553,230</b>	<b>(\$7,463,981)</b>	<b>(5.6%)</b>	<b>895</b>
Acadiana Area H.S.D.	\$0	\$22,140,286	\$22,140,286	100.0%	143
<b>TOTAL</b>	<b>\$133,017,211</b>	<b>\$147,693,516</b>	<b>\$14,676,305</b>	<b>11.0%</b>	<b>1,038</b>



# Executive Budget By Means of Finance

AUTHORITIES/DISTRICTS					
Means of Financing (MOF)	Actual Expenditures FY 2010-11	Existing Operating Budget FY 2011-12 (12/1/11)	Executive Budget FY 2012-13	Change From FY 11-12 to FY 12-13	Percent Change From FY 11-12 to FY 12-13
State General Fund (SGF)	\$81,649,365	\$86,687,662	\$72,606,931	(\$14,080,731)	(16.2%)
Interagency Transfers (IAT)	\$38,212,498	\$41,512,743	\$58,854,055	\$17,341,312	41.8%
Fees and Self-gen. Rev. (SGR)	\$686,829	\$853,563	\$14,596,086	\$13,742,523	1,610.0%
Statutory Dedications (SD)	\$285,000	\$2,397,399	\$0	(\$2,397,399)	(100.0%)
Federal Funds (FED)	\$1,286,602	\$1,565,844	\$1,636,444	\$70,600	4.5%
<b>TOTAL MOF</b>	<b>\$122,120,294</b>	<b>\$133,017,211</b>	<b>\$147,693,516</b>	<b>\$14,676,305</b>	<b>11.0%</b>
<b>Authorized Positions</b>	0	0	0	0	0.0%



## Significant Budget Changes

- \$8.5 million** Means of finance substitutions decrease State General Fund and increase Self Generated Revenue due to projected collections from the Louisiana Behavioral Health partnership.
- \$3.7 million** Means of finance substitutions to decrease Interagency Transfers and increase Self Generated Revenues for projected collections from the State Management Organization.
- \$1.5 million SGR** Increases budget authority to align with projected collections from the Louisiana Behavioral Health Partnership.
- (\$3.9 million) SGF** Reduces State General Funds due to an employee retirement rate adjustment.
- (\$2.4 million) SD** Non-recurs funds for the 27<sup>th</sup> pay period.
- \$1.5 million IAT** Increases budget authority to receive funds from the Office of Behavioral Health for the Early Child Supports and Services Program.



## Significant Budget Changes

- (\$822,000) SGF Reduces funding to annualize FY 12 mid-year reduction (-\$535,000 in MHSD, -\$187,000 in SCLHSA, and -\$100,000 in JPHSA).
- (\$462,000) IAT Non-recurs one-time funding from the Office of Behavioral Health due to the expiration of the Pregnant & Postpartum Women grant (-\$230,000 in CAHSD and -\$232,000 in MHSD).
- (\$363,000) SGF Reduces funding for operating services, pharmaceutical supplies, and developmental disabilities services in JPHSA.
- (\$257,000) SGF Reduces funding for contractual services, travel, and supplies in SCLHSA.
- (\$240,000) SGF Reduces funding for supplies and professional services in FPHSA.





# Executive Budget By Means of Finance

DEVELOPMENTAL DISABILITIES COUNCIL					
Means of Financing (MOF)	Actual Expenditures FY 2010-11	Existing Operating Budget FY 2011-12 (12/1/11)	Executive Budget FY 2012-13	Change From FY 11-12 to FY 12-13	Percent Change From FY 11-12 to FY 12-13
State General Fund (SGF)	\$375,308	\$372,933	\$370,831	(\$2,102)	(0.6%)
Interagency Transfers (IAT)	\$0	\$0	\$0	\$0	0.0%
Fees and Self-gen. Rev. (SGR)	\$0	\$0	\$0	\$0	0.0%
Statutory Dedications (SD)	\$0	\$0	\$0	\$0	0.0%
Federal Funds (FED)	\$1,301,288	\$1,498,180	\$1,456,863	(\$41,317)	(2.8%)
<b>TOTAL MOF</b>	<b>\$1,676,596</b>	<b>\$1,871,113</b>	<b>\$1,827,694</b>	<b>(\$43,419)</b>	<b>(2.3%)</b>
<b>Authorized Positions</b>	8	8	7	(1)	(12.5%)





## Significant Budget Changes – Developmental Disabilities Council

- (\$22,000) FED      Non-recurs funding for the 27<sup>th</sup> pay period.
- (\$29,000)      Reduces funding (-\$5,800 SGF and -\$23,300 FED) due to an employee retirement rate adjustment.



# Executive Budget By Means of Finance

OFFICE OF AGING AND ADULT SERVICES					
Means of Financing (MOF)	Actual Expenditures FY 2010-11	Existing Operating Budget FY 2011-12 (12/1/11)	Executive Budget FY 2012-13	Change From FY 11-12 to FY 12-13	Percent Change From FY 11-12 to FY 12-13
State General Fund (SGF)	\$12,034,587	\$9,616,101	\$30,848,502	\$21,232,401	220.8%
Interagency Transfers (IAT)	\$25,637,160	\$33,010,095	\$36,248,813	\$3,238,718	9.8%
Fees and Self-gen. Rev. (SGR)	\$775,617	\$1,407,396	\$1,044,964	(\$362,432)	(25.8%)
Statutory Dedications (SD)	\$1,550,807	\$3,393,799	\$3,045,812	(\$347,987)	(10.3%)
Federal Funds (FED)	\$963,315	\$719,953	\$22,939,012	\$22,219,059	3086.2%
<b>TOTAL MOF</b>	<b>\$40,961,486</b>	<b>\$48,147,344</b>	<b>\$94,127,103</b>	<b>\$45,979,759</b>	<b>95.5%</b>
<b>Authorized Positions</b>	392	374	432	58	15.5%



## Significant Budget Changes – Aging and Adult Services

- \$44.6 million      Increases funding (\$22.1 million SGF, \$37,500 IAT, \$39,420 SGR, and \$22.4 million FED) and 51 authorized positions for the transfer of the Office of Elderly Affairs into the Office of Aging and Adult Services.
- \$6.9 million IAT      Increase budget authority for Permanent Supportive Housing funds received through the Office of the Secretary. These federal funds are used to help provide housing to individuals with disabilities and low incomes to enable them to avoid homelessness and institutionalization.
- (\$1.7 million)      Reduces funding (-\$702,000 SGF, -\$755,000 IAT, -\$48,000 SGR, -\$14,000 SD and -\$15,000 FED) due to an employee retirement rate adjustment.



## Significant Budget Changes – Aging and Adult Services

- (\$765,000) Non-recurs funding (-\$465,000 IAT, -\$18,000 SGR, -\$264,000 SD and -\$18,000 FED) for the 27<sup>th</sup> pay period.
- \$531,000 SGF Increases funds and 7 authorized positions for Nursing Facility Admission Review. Employees will screen all nursing facility admissions to determine if individuals have a physician order, a history of mental illness or development disabilities, or meet the level of care criteria for admission into these facilities.
- \$200,000 SD Increases funds from the Nursing Home Resident Trust Fund for demonstration projects pursuant to the Patient Protection and Affordable Care Act to advance resident quality of care and quality of life in Louisiana’s nursing homes.



# Executive Budget By Means of Finance

LOUISIANA EMERGENCY RESPONSE NETWORK BOARD					
Means of Financing (MOF)	Actual Expenditures FY 2010-11	Existing Operating Budget FY 2011-12 (12/1/11)	Executive Budget FY 2012-13	Change From FY 11-12 to FY 12-13	Percent Change From FY 11-12 to FY 12-13
State General Fund (SGF)	\$2,831,370	\$2,879,330	\$2,839,905	(\$39,425)	(1.4%)
Interagency Transfers (IAT)	\$0	\$0	\$0	\$0	0.0%
Fees and Self-gen. Rev. (SGR)	\$0	\$0	\$0	\$0	0.0%
Statutory Dedications (SD)	\$0	\$29,906	\$0	(\$29,906)	∞
Federal Funds (FED)	\$0	\$0	\$0	\$0	0.0%
<b>TOTAL MOF</b>	<b>\$2,831,370</b>	<b>\$2,909,236</b>	<b>\$2,839,905</b>	<b>(\$69,331)</b>	<b>(2.4%)</b>
<b>Authorized Positions</b>	7	7	7	0	0.0%



## Significant Budget Changes – LERN

- (\$43,000) SGF      Reduces funding due to an employee retirement rate adjustment.
- (\$30,000) SD      Non-recurs Overcollections Fund for the 27<sup>th</sup> pay period.





# Executive Budget By Means of Finance

OFFICE OF PUBLIC HEALTH					
Means of Financing (MOF)	Actual Expenditures FY 2010-11	Existing Operating Budget FY 2011-12 (12/1/11)	Executive Budget FY 2012-13	Change From FY 11-12 to FY 12-13	Percent Change From FY 11-12 to FY 12-13
State General Fund (SGF)	\$40,309,686	\$29,784,129	\$32,442,277	\$2,658,148	8.9%
Interagency Transfers (IAT)	\$16,149,737	\$23,768,103	\$22,603,357	(\$1,164,746)	(4.9%)
Fees and Self-gen. Rev. (SGR)	\$14,872,529	\$24,247,198	\$24,094,999	(\$152,199)	(0.6%)
Statutory Dedications (SD)	\$8,473,884	\$9,510,046	\$6,775,621	(\$2,734,425)	(28.8%)
Federal Funds (FED)	\$238,031,053	\$249,874,724	\$231,714,365	(\$18,160,359)	(7.3%)
<b>TOTAL MOF</b>	<b>\$317,836,889</b>	<b>\$337,184,200</b>	<b>\$317,630,619</b>	<b>(\$19,553,581)</b>	<b>(5.8%)</b>
<b>Authorized Positions</b>	1,617	1,463	1,373	(90)	(6.2%)



## Significant Budget Changes – Office of Public Health

- (\$10.9 million) FED Non-recurs excess federal funds in the Personal Health Services Program due to the expiration of federal grants and an analysis of expenditures and funds available from federal sources.
- \$8.5 million Increases funds (\$5.1 million SGF and \$3.4 million SGR) to replace the loss of federal awards and the Federal Preventive Health Block Grant used for the certification of emergency medical technicians and first responders, operation of public health clinics, and the screening, detection, and treatment of tuberculosis, STD, and HIV patients.
- (\$4.6 million) Reduces funding (-\$536,000 SGF, -\$329,000 IAT, -\$605,000 SGR, -\$111,000 SD, and -\$3 million FED) due to an employee retirement rate adjustment.



## Significant Budget Changes – Office of Public Health

- (\$4.3 million) Reduces funding (-\$473,000 SGF, -\$323,000 IAT, -\$482,000 SGR, -\$101,000 SD, and -\$2.9 million FED) and 36 authorized positions.
- (\$4.1 million) Non-recurs funding (-\$341,000 IAT, -\$562,000 SGR, -\$1.3 million SD, and \$2 million FED) for the 27<sup>th</sup> pay period.
- (\$1.7 million) SGR Reduces excess budget authority from fees and charges of the Environmental Health Program.
- (\$383,000) SGF Reduces funding to annualize a FY 12 mid-year reduction (-\$206,000 and 10 authorized positions) and to annualize an Executive Order Hiring Freeze (-\$177,000 and 28 authorized positions).



## Significant Budget Changes – Office of Public Health

- (\$951,000) SGF      Reduces funding and 14 authorized positions to transition OPH regional administrative function and case management services to central office staff to provide administrative and case management support. 10 positions will be reduced as part of the process. In Region 2, office staff in different locations will be consolidated and 3 positions will be reduced. The Environmental Epidemiology and Toxicology Section is streamlining programmatic functions resulting in the elimination of one position.
- (\$117,000) SGF      Reduces funding and 2 authorized positions. The Environmental Health Program's Amite office will consolidate permitting and accounts receivable to reduce one position. Also, the Molluscan Shellfish, Commercial Seafood, and Food and Drug Activities Section will consolidate in Region 5 to reduce one position.



# Executive Budget By Means of Finance

OFFICE OF BEHAVIORAL HEALTH					
Means of Financing (MOF)	Actual Expenditures FY 2010-11	Existing Operating Budget FY 2011-12 (12/1/11)	Executive Budget FY 2012-13	Change From FY 11-12 to FY 12-13	Percent Change From FY 11-12 to FY 12-13
State General Fund (SGF)	\$214,721,014	\$177,440,066	\$149,761,734	(\$27,678,332)	(15.6%)
Interagency Transfers (IAT)	\$75,536,122	\$90,586,897	\$69,878,335	(\$20,708,562)	(22.9%)
Fees and Self-gen. Rev. (SGR)	\$3,381,126	\$9,731,893	\$38,683,352	\$28,951,459	297.5%
Statutory Dedications (SD)	\$5,548,180	\$21,666,845	\$5,655,827	(\$16,011,018)	(73.9%)
Interim Emergency Board (IEB)	\$233,750	\$0	\$0	\$0	0.0%
Federal Funds (FED)	\$46,220,610	\$44,714,337	\$35,869,247	(\$8,845,090)	(19.8%)
<b>TOTAL MOF</b>	<b>\$345,640,802</b>	<b>\$344,140,038</b>	<b>\$299,848,495</b>	<b>(\$44,291,543)</b>	<b>(12.9%)</b>
<b>Authorized Positions</b>	2,662	2,452	2,175	(277)	(11.3%)



## Means of Finance Substitutions – Office of Behavioral Health

- \$13.6 million      Means of finance substitution to decrease State General Fund and increase Self Generated Revenue due to projected collections from the Louisiana Behavioral Health partnership.
- \$12.6 million      Means of finance substitution to decrease Interagency Transfers and increase Self Generated Revenue for projected collections from the State Management Organization.
- \$1.4 million        Means of finance substitution to increase State General Fund and decrease Interagency Transfers to replace the loss of Medicaid funding for Certified Public Expenditures.





## Significant Budget Changes – Office of Behavioral Health (Statewide Adjustments)

- (\$8.1 million) Reduces funding (-\$5.3 million SGF, -\$2.5 million IAT, -\$69,000 SGR, and -\$248,000 FED) due to an employee retirement rate adjustment.
- (\$5.7 million) Non-recurs funding (-\$992,000 IAT, and -\$4.7 million SD) for the 27<sup>th</sup> pay period.
- (\$2 million) SGF Reduces funding to annualize FY 2012 mid-year reduction.
- (\$1.8 million) Reduces funding (-\$1 million SGF, -\$567,000 IAT, -\$18,000 SGR, -\$53,000 SD and -\$106,000 FED) and 25 positions to annualize Executive Order FY 11-12 Hiring Freeze.
- (\$850,000) Reduces funding (-\$609,000 SGF, -\$187,000 IAT, -\$12,000 SGR, and -\$41,000 FED) and 14 authorized positions.



## Significant Budget Changes – Office of Behavioral Health (Decreases)

- (\$10.5 million) SD Non-recurs one-time Overcollections funding for the Louisiana Behavioral Health Partnership.
- (\$5.2 million) FED Non-recurs funding for the Strategic Prevention Framework State Initiative Grant which has expired.
- (\$3.2 million) IAT Non-recurs one-time funding received from the Office of Behavioral Health for services provided as a result of the BP Deepwater Horizon Oil Spill.
- (\$3.1 million) Non-recurs funding (-\$1.5 million SGF and -\$1.6 million FED) for the Access to Recovery Grant which has expired.
- (\$2.5 million) SGF Decreases funding and eliminates 82 filled positions to reflect appropriate staffing patterns for a 60 bed unit at Central State Hospital in Pineville, LA.



## Significant Budget Changes – Office of Behavioral Health (Decreases)

- (\$1.8 million) IAT Reduces funding and 7 authorized positions due to a decrease in the Early Childhood Support Services Grant from the Department of Children and Family Services.
- (\$1.7 million) SGR Reduces funding and 23 authorized positions due to the privatization of the acute unit at the University Medical Center in Lafayette, Louisiana.
- (\$1.5 million) IAT Non-recurs budget authority associated with the Social Services Block Grant.
- (\$1 million) SGF Reduces funding for the Therapeutic Residential Housing Program.



## Significant Budget Changes – Office of Behavioral Health (Increases)

- \$8.2 million SGR** Increases budget authority to align with projected collections from the Louisiana Behavioral Health Partnership.
- \$2.5 million SGF** Increases funding to annualize expenses associated with the Coordinated System of Care.
- \$1.9 million SGF** Increases funding for administration costs associated with the State Management Organization.
- \$1.6 million IAT** Increases budget authority to align with projected Medicaid collections.



## Significant Budget Changes – Office of Behavioral Health

No Funds

The Office of Behavioral Health is entering into an interagency transfer agreement with the Acadiana Area Human Services District to transfer \$18.3 million and 113 authorized positions.

No Funds

Eliminates 13 authorized positions that are being transferred to Human Service Areas (5 to Capital Area H.S.D, 4 to South Central LA H.S.A., and 4 to Florida Parishes H.S.A.). These Early Childhood Support Services funded with Temporary Assistance for Needy Families (TANF) funds will be provided by the local governing entities and reimbursed by the Office of Behavioral Health.



# Executive Budget By Means of Finance

OFFICE FOR CITIZENS W/ DEVELOPMENTAL DIS ABILITIES					
Means of Financing (MOF)	Actual Expenditures FY 2010-11	Existing Operating Budget FY 2011-12 (12/1/11)	Executive Budget FY 2012-13	Change From FY 11-12 to FY 12-13	Percent Change From FY 11-12 to FY 12-13
State General Fund (SGF)	\$33,452,477	\$34,122,658	\$37,253,477	\$3,130,819	9.2%
Interagency Transfers (IAT)	\$196,927,363	\$182,986,049	\$123,435,169	(\$59,550,880)	(32.5%)
Fees and Self-gen. Rev. (SGR)	\$6,139,859	\$9,334,677	\$9,842,215	\$507,538	5.4%
Statutory Dedications (SD)	\$4,789,869	\$3,330,016	\$0	(\$3,330,016)	(100.0%)
Federal Funds (FED)	\$9,888,118	\$9,757,888	\$6,737,189	(\$3,020,699)	(31.0%)
<b>TOTAL MOF</b>	<b>\$251,197,686</b>	<b>\$239,531,288</b>	<b>\$177,268,050</b>	<b>(\$62,263,238)</b>	<b>(26.0%)</b>
<b>Authorized Positions</b>	2,991	2,716	1,559	(1,157)	(42.6%)





## Significant Budget Changes – Office for Citizens w/ Dev. Disabilities (Statewide Adjustments)

- (\$5.9 million) Reduces funding (-\$615,000 SGF, -\$5.2 million IAT, and -\$92,000 SGR) due to an employee retirement rate adjustment.
- (\$5.3 million) Non-recurs funding (-\$4.5 million IAT and -\$725,000 SD) for the 27<sup>th</sup> pay period.
- (\$4.1 million) Reduces funding (-\$238,000 SGF and -\$3.9 million IAT) and 21 authorized positions to annualize a FY 12 mid-year reduction.
- (\$2.5 million) IAT Reduces funding for non-recurring carryforwards.
- (\$757,000) IAT Reduces funding and 24 authorized positions.



## Significant Budget Changes – Office for Citizens w/ Dev. Disabilities (Means of Finance Substitutions)

\$3 million

Means of finance substitution to increase State General Fund and decrease Federal Funds due to the reduction of federal funds that provide for prevention and intervention services to children from the ages 0-3 years old.

\$1.4 million

Means of finance substitution to increase State General Fund and decrease Statutory Dedications due to the decline of money available from the New Opportunities Waiver Fund.



## Significant Budget Changes – Office for Citizens w/ Dev. Disabilities (North Lake and Northwest Supports and Services Centers)

- (\$29 million) IAT Reduces Medicaid reimbursement funding from Medical Vendor Payments and reduces 620 authorized positions due to the privatization of North Lake Supports and Services Center Program.
- (\$16.4 million) IAT Reduces Medicaid reimbursement funding from Medical Vendor Payments and reduces 360 authorized positions due to the privatization of Northwest Supports and Services Center Program.
- \$3.9 million IAT Increases Medicaid funds for ongoing risk management and retiree insurance costs for North Lake Supports and Services Center Program and Northwest Supports and Services Center Program privatization.



## Significant Budget Changes – Office for Citizens w/ Dev. Disabilities (Pinecrest Supports and Services Center)

- (\$3.8 million) IAT Reduces Medicaid reimbursement funding from Medical Vendor Payments and reduces 77 authorized positions due to the reorganization/restructure of Pinecrest Supports and Services Center.
- (\$850,000) IAT Reduces Medicaid reimbursement funding from Medical Vendor Payments and reduces 13 authorized positions to streamline the quality management/improvement department at Pinecrest.
- (\$181,000) IAT Reduces Medicaid reimbursement funding from Medical Vendor Payments and reduces 9 authorized positions to streamline the social services department at Pinecrest.
- (\$128,000) IAT Reduces federal Medicaid reimbursement funding and reduces 2 authorized positions associated with the Foster Grandparent Program at Pinecrest.



## Significant Budget Changes – Office for Citizens w/ Dev. Disabilities

- |                    |  |
|--------------------|--|
| (\$1.2 million) SD | Reduce funding from the Community and Family Support System Fund to streamline the Community and Family Support Program. |
| (\$128,000) SGF    | Reduces funding and 1 authorized position (program manager) in administration.   |
| No Funds           | OCDD Region 4 is transferring 30 authorized positions to the Acadiana Area Human Services District.                      |



## List of Department of Health and Hospitals Agency Directors

AGENCY	Agency Head	Phone
Office of the Secretary	Bruce Greenstein/Jerry Phillips	225-342-9503
Medical Vendor Administration/Payments	Don Gregory	225-342-3891
Jefferson Parish Human Services Authority	Michael Teague	504-838-5215
Florida Parishes Human Services Authority	Melanie Watkins	985-748-2220
Capital Area Human Services District	Jan Kasofsky	225-922-2700
Metropolitan Human Services District	Calvin Johnson	504-568-3130
South Central LA Human Services Authority	Lisa Schilling	985-858-2932
Developmental Disabilities Council	Sandee Winchell	225-342-6804
Office of Aging and Adult Services	Hugh Eley	225-219-0223
LA Emergency Response Network	Coletta Barrett	225-756-3440
Office of Public Health	J.T. Lane	225-342-6188
Office of Behavioral Health	Anthony H. Speier	225-342-1868
Office Citizens w/Dev. Disabilities	Laura Brackin	225-342-0095