

Representative Jim Fannin
Chairman



Representative Simone Champagne
Vice Chairman

FY 13-14 Executive Budget Review
DEPARTMENT OF JUSTICE

House Committee on Appropriations

by House Fiscal Division

March 13, 2013



Agenda

Budget Overview

- Department Structure 3
- Means of Finance Comparison 5
- 10 Year Budget History 6
- Major Sources of Revenues 7
- Expenditure Breakdown 9
- Expenditure History 10
- Significant Budget Adjustments 12
- Discretionary/Non-Discretionary Funding 13
- Salaries and Positions 15



Department Structure

Office of the Attorney General

- Administrative Program
- Civil Law Program
- Criminal Law and Medicaid Fraud Program
- Risk Litigation Program
- Gaming Program



Program Budget Comparisons

Total Means of Financing

<u>Program</u>	<u>FY 12-13 (EOB)</u>	<u>FY 13-14</u>	<u>Difference</u>
Administrative Program	\$6,657,963	\$5,934,462	(\$723,501)
Civil Law Program	\$21,462,702	\$12,476,894	(\$8,985,808)
Criminal Law and Medicaid Fraud Program	\$12,776,531	\$12,705,853	(\$70,678)
Risk Litigation Program	\$17,363,966	\$17,550,576	\$186,610
Gaming Program	<u>\$5,419,220</u>	<u>\$5,359,282</u>	<u>(\$59,938)</u>
TOTAL	\$63,680,382	\$54,027,067	(\$9,653,315)



Means of Finance

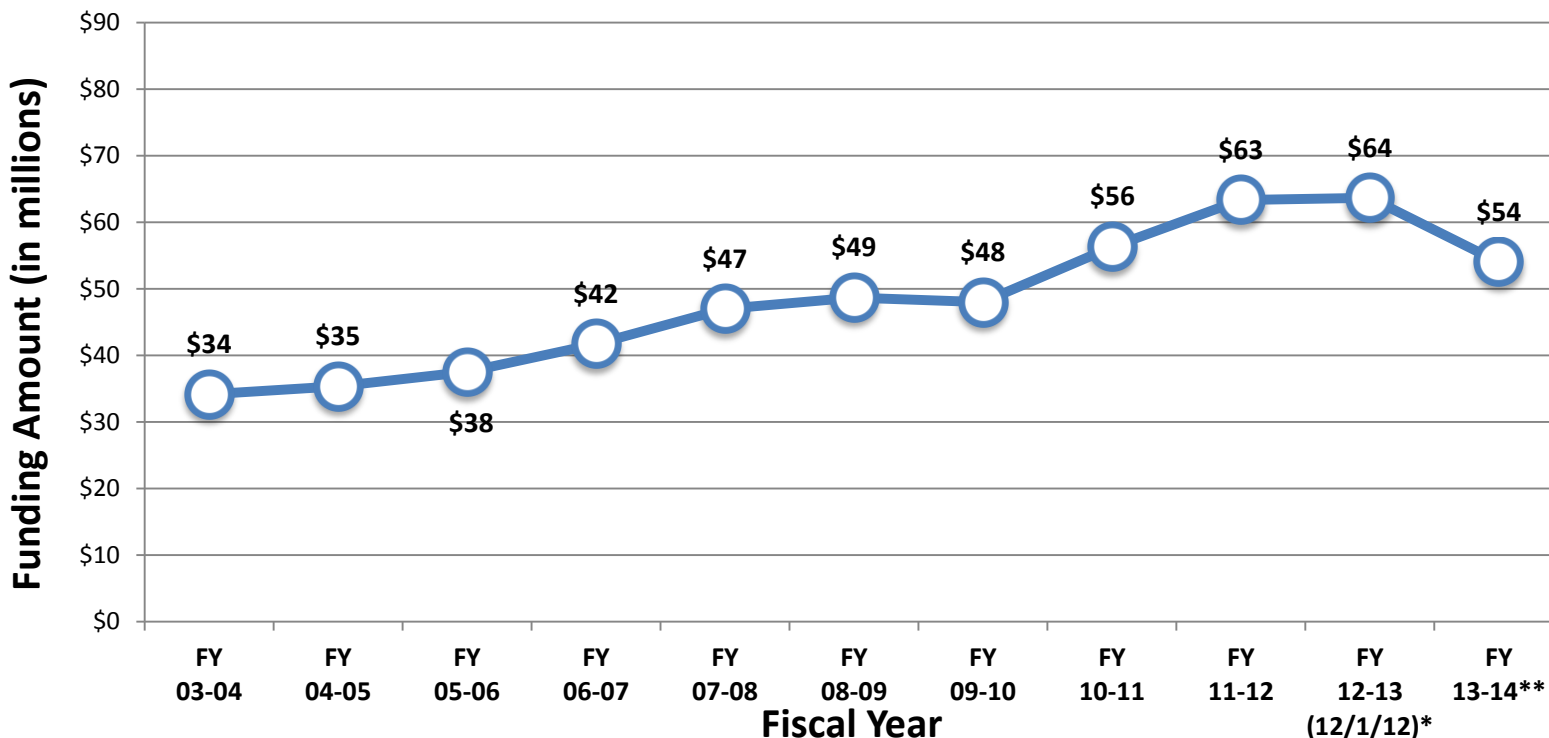
Means of Finance	Actual Expenditures FY 11-12	Existing Operating Budget FY 12-13 (12/1/12)	Executive Budget Recommended FY 13-14	Change from FY12-13 to FY13-14	Percent Change from FY12-13 to FY13-14
State General Fund	\$12,215,630	\$12,067,137	\$7,069,766	(\$4,997,371)	-41.4%
Interagency Transfers	\$32,253,682	\$25,600,032	\$20,836,052	(\$4,763,980)	-18.6%
Fees and Self-Gen Rev	\$2,436,541	\$7,213,532	\$8,155,321	\$941,789	13.1%
Statutory Dedications	\$11,520,354	\$12,729,199	\$11,976,584	(\$752,615)	-5.9%
Federal Funds	\$4,931,507	\$6,070,482	\$5,989,344	(\$81,138)	-1.3%
TOTAL	\$63,357,714	\$63,680,382	\$54,027,067	(\$9,653,315)	-15.2%
Authorized Positions	480	474	472	(2)	-0.4%

\$4.6 Million of State General Fund is replaced with Self-Generated Revenues from Mortgage Settlement Agreement funds.



10 Year Budget History

ATTORNEY GENERAL (Total Means of Finance)



Source: Executive Budget Supporting Documents

*Existing Operating Budget as of 12/1/12

**Governor's Executive Budget Recommendation



Major Sources of Revenues FY 13-14

Self-generated Revenues - \$8.2 million

- \$4.6 million from the Mortgage Settlement Agreement Funds.

Interagency Transfers - \$20.8 million

- 84% is appropriated in the Risk Litigation Program; 100% of the Risk Litigation Program is funded through IAT.

Statutory Dedications - \$12 million

- 41% of total is appropriated in the Gaming Program; 93% of the Gaming Program funding comes from statutory dedications.

Federal Funds - \$6 million

- Primarily from DHHS Medicaid Fraud Unit and US DoJ Federal Forfeiture Program.



Mortgage Settlement Agreement

- \$21.7 million went directly to the state to be used for programs benefitting borrowers, homeowners, and other consumers.
- 2012 Regular Session
 - \$3.97 million in Attorney General’s FY12- 13 Budget and \$477,000 in FY11- 12 Budget (Supplemental Appropriation).
 - \$7 million transferred into SGF in funds bill.
- FY13- 14:
 - \$4.98 million in Attorney General’s budget (\$4.5 million replaces SGF).
- Balance of \$5.3 million.



Expenditure Breakdown

Expenditures	FY 11-12 Actual Expenditures	FY 12-13 Existing Operating Budget (12/1/12)	FY 13-14 Executive Budget Recommendation	Change from FY 12-13 to FY 13-14	Percent Change from FY12-13 to FY13-14
Salaries	\$26,171,000	\$24,856,101	\$25,042,556	\$186,455	0.8%
Other Compensation	\$1,033,913	\$675,382	\$675,382	\$0	0.0%
Related Benefits	\$9,946,997	\$10,037,152	\$10,203,556	\$166,404	1.7%
Travel	\$481,445	\$547,276	\$495,297	(\$51,979)	-9.5%
Operating Services	\$1,533,485	\$1,553,400	\$1,632,867	\$79,467	5.1%
Supplies	\$579,585	\$578,955	\$508,955	(\$70,000)	-12.1%
Prof Srvcs	\$13,423,547	\$12,873,996	\$4,083,307	(\$8,790,689)	-68.3%
Other Charges	\$9,667,987	\$11,756,095	\$10,583,122	(\$1,172,973)	-10.0%
Acq/Major Repairs	\$519,755	\$802,025	\$802,025	\$0	0.0%
Unallotted	\$0	\$0	\$0	\$0	
TOTAL EXP	\$63,357,714	\$63,680,382	\$54,027,067	(\$9,653,315)	-15.2%

Other Charges

- Includes \$4.3 million in Interagency Transfers (Rent in State-owned buildings, Risk Management, etc)
- Additionally includes \$1.9 million for charges related to criminal program grants, \$1.6 million Consumer Enforcement Fund, \$ 1 million for expenses from Legal Expense Fund, \$915,000 Advocacy Center .

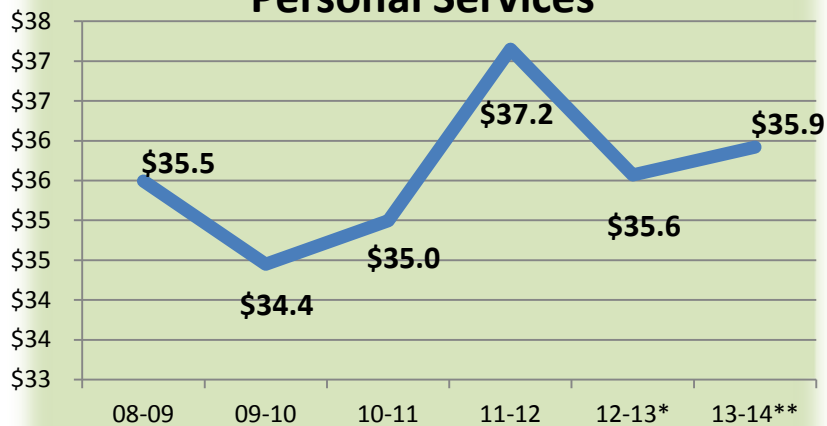
Professional Services

- Primarily contract legal services. Represents 91% of the reduction in total expenditures. For FY13- 14, professional services include \$1.5 million from the Mortgage Settlement Agreement for the Civil Law Program, and \$1.7 million for issues regarding the Tobacco Master Settlement Agreement.

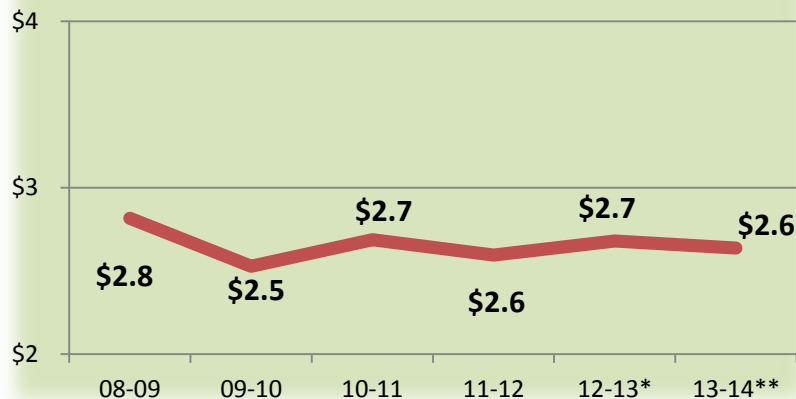


6-Year Expenditure History (in millions)

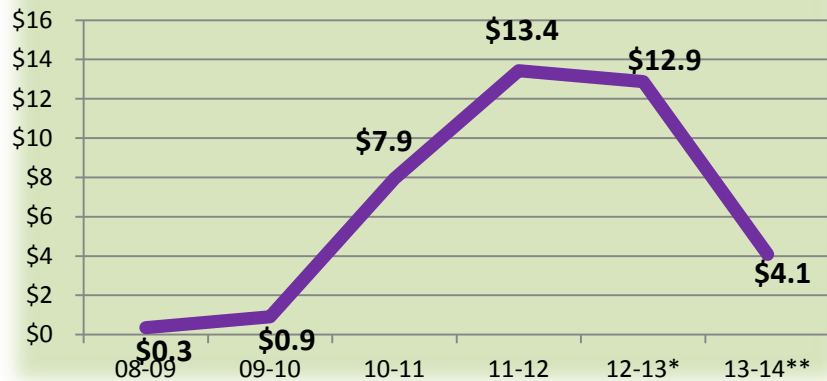
Personal Services



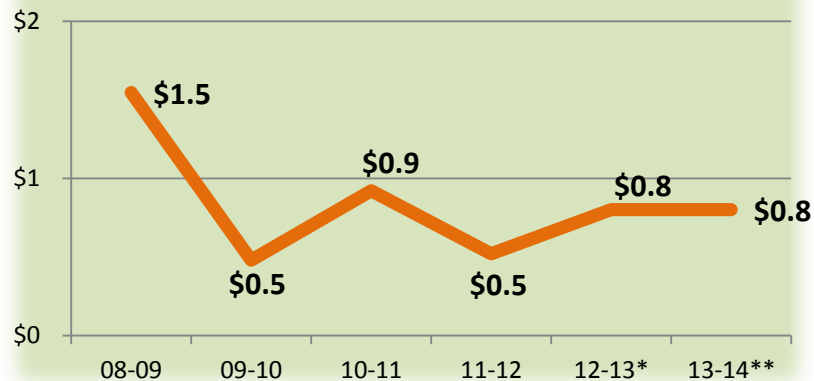
Operating Expenses



Professional Services

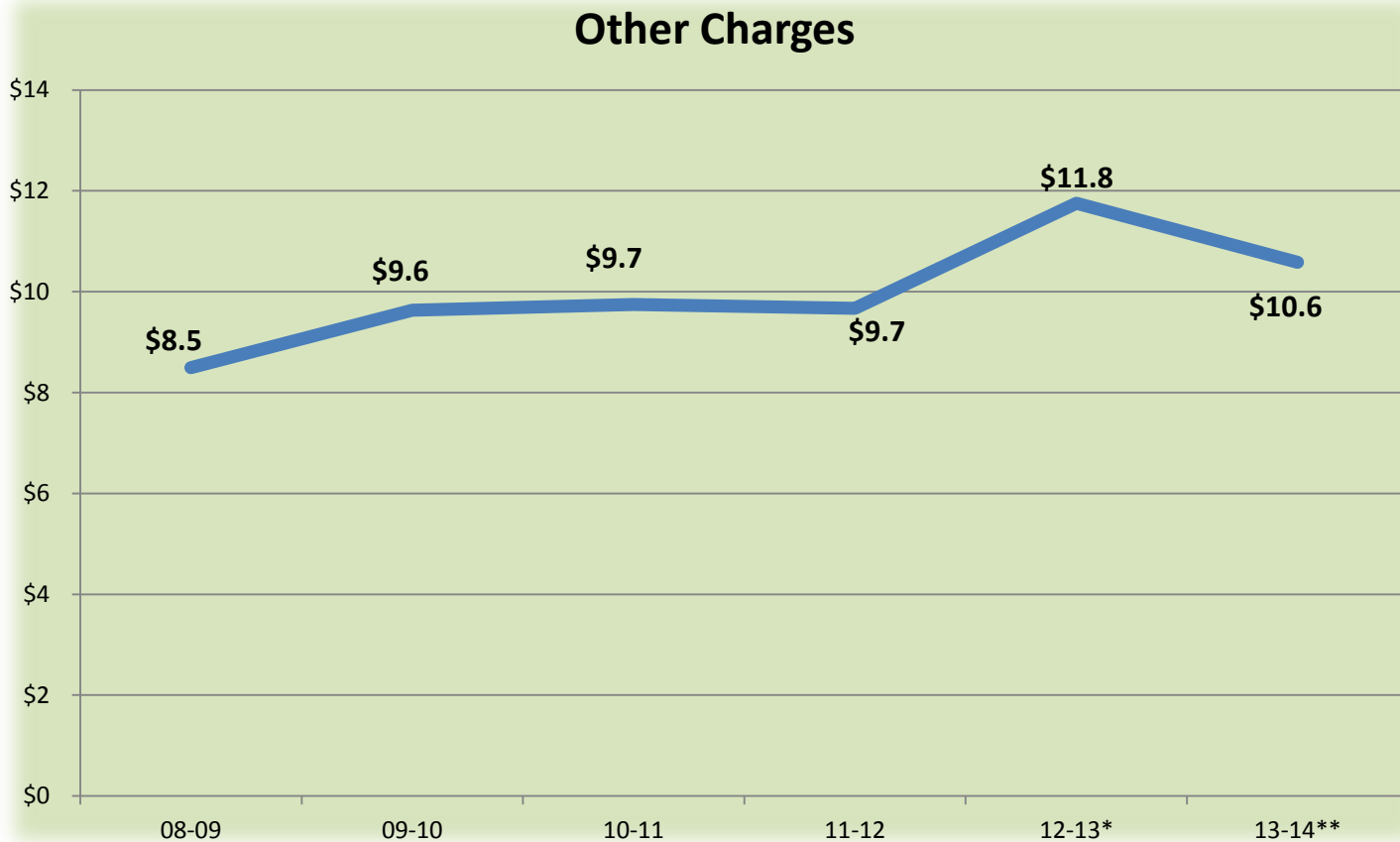


Acquisitions & Major Repairs





6-Year Expenditure History (in millions)



Source: Executive Budget Supporting Documents

*Existing Operating Budget as of 12/1/12

**Governor's Executive Budget Recommendation



Significant Adjustments

Reduces the appropriation out of Mortgage Settlement Agreement Funds.

\$0	SGF	\$0	IAT	(\$3,558,408)	SGR	\$0	SD	\$0	FED	TOTAL	(\$3,558,408)
-----	-----	-----	-----	---------------	-----	-----	----	-----	-----	--------------	----------------------

Means of financing substitution for the Civil Law Program which appropriates Mortgage Settlement Agreement Funds and reduces State General Fund in that amount.

(\$3,235,295)	SGF	\$0	IAT	\$3,235,295	SGR	\$0	SD	\$0	FED	TOTAL	\$0
---------------	-----	-----	-----	-------------	-----	-----	----	-----	-----	--------------	------------

Means of financing substitution for the Criminal Law and Medicaid Fraud Program which appropriates Mortgage Settlement Agreement Funds and reduces State General Fund in that amount.

(\$1,328,676)	SGF	\$0	IAT	\$1,328,676	SGR	\$0	SD	\$0	FED	TOTAL	\$0
---------------	-----	-----	-----	-------------	-----	-----	----	-----	-----	--------------	------------

Reduces appropriations by amounts carried forward from FY 11-12 to FY 12-13. This was to cover budgeted costs incurred in FY 11-12 but not paid until FY 12-13, primarily related to oil spill litigation.

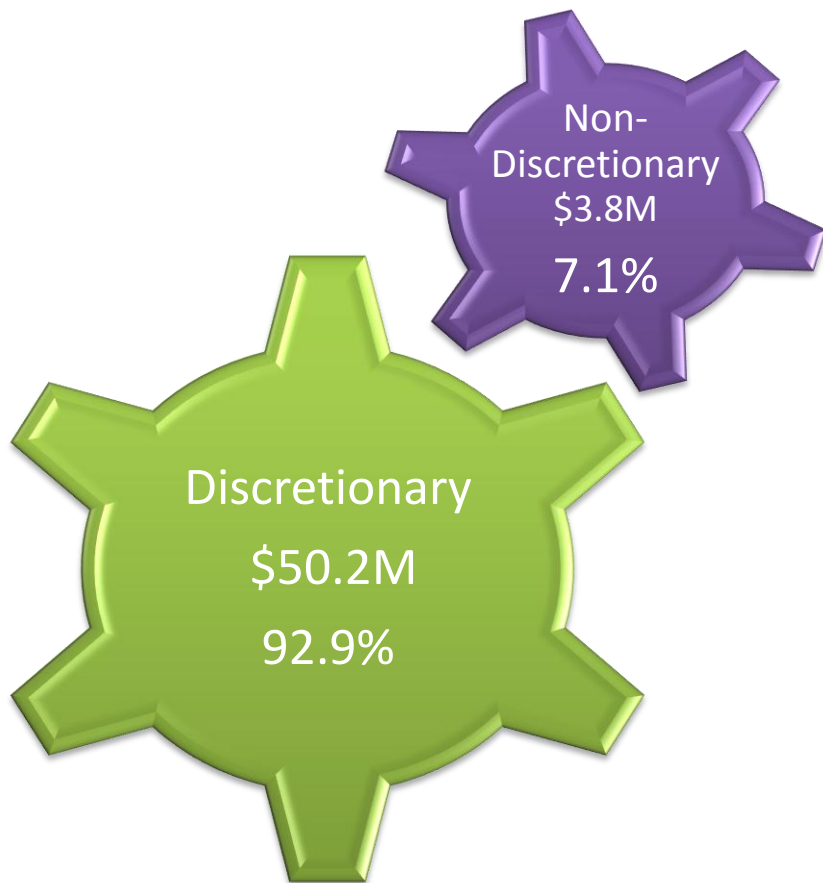
(\$11,550)	SGF	(\$4,825,510)	IAT	(\$63,774)	SGR	(\$767,089)	SD	\$0	FED	TOTAL	(\$5,667,923)
------------	-----	---------------	-----	------------	-----	-------------	----	-----	-----	--------------	----------------------



Discretionary/Nondiscretionary Funding in FY 13-14

Executive Budget

Department of Justice Total Budget
\$ 54 Million SGF



Category	Nondiscretionary SGF Amount
Constitutionally Required	\$40,250
Court Orders	\$0
Debt Service	\$1,524,292
Federal Mandate	\$0
Statutory Obligation	\$0
Legislative Discretion	\$0
Unavoidable Obligations	\$341,817
TOTAL	\$1,906,359



Discretionary/Nondiscretionary Funding in FY 13-14 Executive Budget

Program	Discretionary SGF	Nondiscretionary SGF
Administrative	\$1,702,681	\$1,568,039
Civil Law	\$692,293	\$48,753
Criminal Law and Medicaid Fraud	\$2,768,433	\$289,567
Risk Litigation	\$0	\$0
Gaming	\$0	\$0
TOTAL SGF	\$5,163,407	\$1,906,359



FY13- 14 Salaries and Positions

- \$25.7 million for Salaries and Other Compensation
- \$10.2 million for Related Benefits
- Total Personnel Services = \$35.9 million, 83 % of the Department of Justice's total Executive Budget Recommendation (excluding Other Charges)

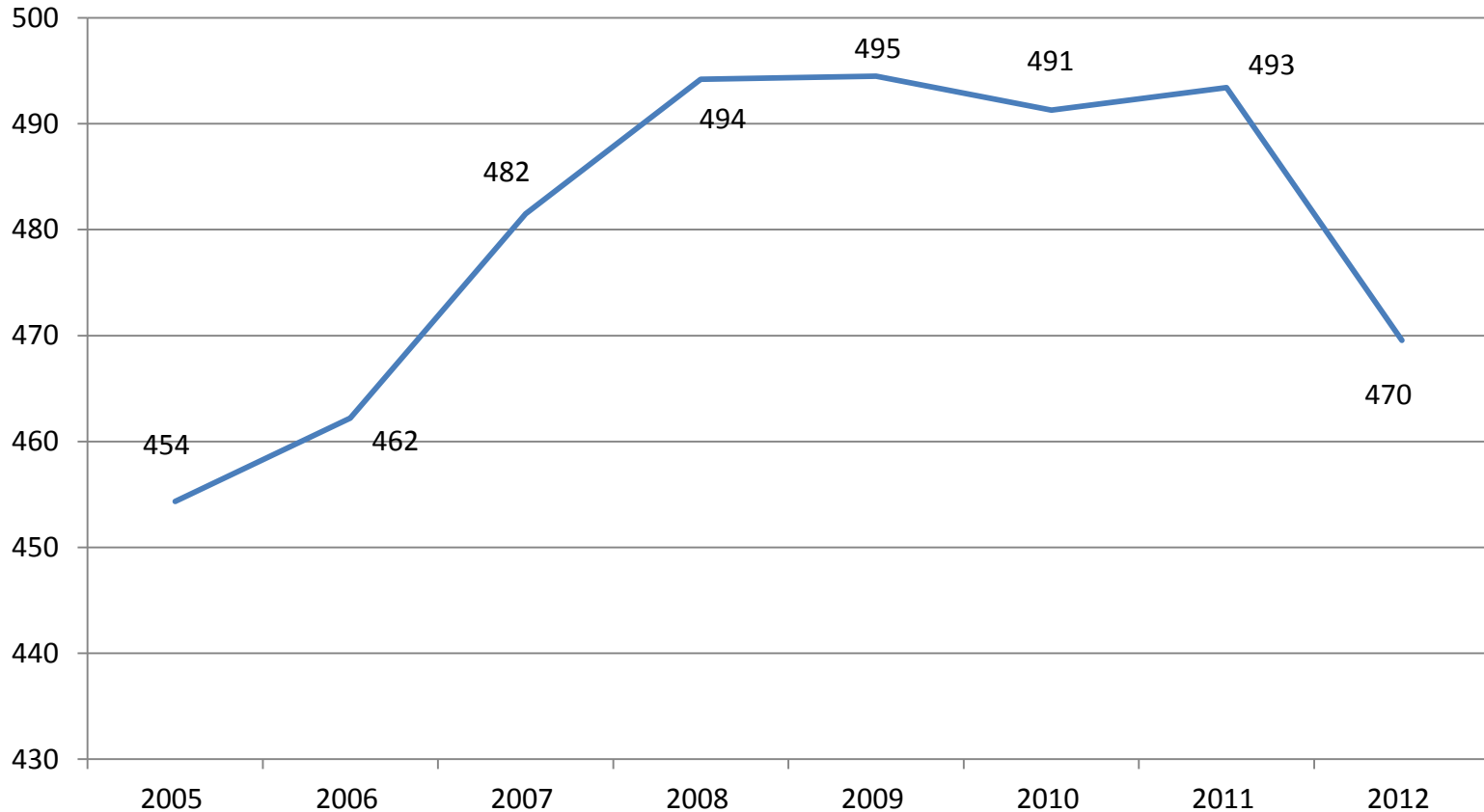
- 472 Authorized Positions (0 classified and 472 unclassified)
- 21 non-T.O. FTE positions

- As of 1/30/2013, the Department of Justice had 26 vacancies



Salaries and Positions

TOTAL FULL-TIME EQUIVALENT (FTE) POSITIONS

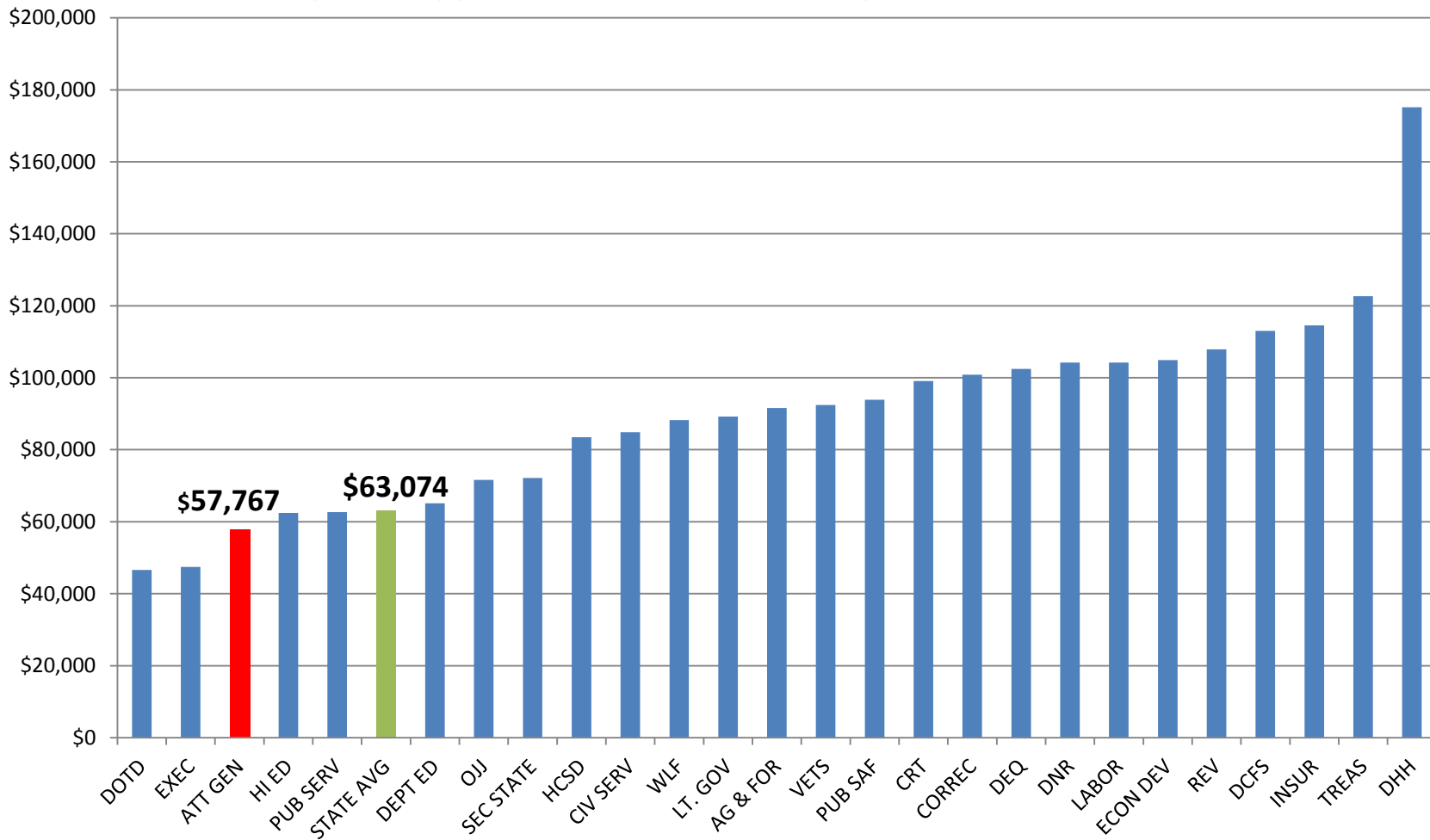


Source: ISIS-HR



Salaries and Positions

UNCLASSIFIED AVERAGE ANNUAL PAY PER FTE





Department Contacts

- The Honorable James D. “Buddy” Caldwell
Attorney General
(225) 326-6705

- Ms. Renee’ Free
Director of Administrative Services
(225) 326-6705