

Representative Jim Fannin
Chairman



Representative Simone Champagne
Vice Chairman

FY 13-14 Executive Budget Review
DEPARTMENT OF ENVIRONMENTAL QUALITY

House Committee on Appropriations

by House Fiscal Division

March 27, 2013



Agenda

Budget Overview

- Department Structure 3
- Means of Finance Comparison 4
- 10 Year Budget History 5
- Major Sources of Revenues 6
- Expenditure Breakdown 7
- Expenditure History 8
- Significant Budget Adjustments 10
- Discretionary/Non-Discretionary Funding 11
- Salaries and Positions 13
- Department Contacts 17



Department Structure

Office of the Secretary

- Executive Administration

Office of Environmental Compliance

- Enforcement Division
- Assessment Division
- Inspection Division
- Underground Storage Tank and Remediation Division

Office of Environmental Service

- Public Participation and Permit Support Services Division
- Air Permit Division
- Water Permits Division
- Waste Permits Division

Office of Management and Finance

- Financial Services
- Human Resources
- Information Services



Means of Finance

Means of Finance	Actual Expenditures FY 11-12	Existing Operating Budget FY 12-13 (12/1/12)	Executive Budget Recommended FY 13-14	Change from FY12-13 to FY13-14	Percent Change from FY12-13 to FY13-14
State General Fund	\$498,828	\$500,000	\$500,000	\$0	0.0%
Interagency Transfers	\$1,432,030	\$2,917,443	\$1,073,300	(\$1,844,143)	-63.2%
Fees and Self-Gen Rev	\$305,662	\$105,000	\$105,000	\$0	0.0%
Statutory Dedications	\$85,940,322	\$100,795,058	\$97,671,280	(\$3,123,778)	-3.1%
Federal Funds	\$18,526,379	\$22,789,400	\$22,789,400	\$0	0.0%
TOTAL	\$106,703,221	\$127,106,901	\$122,138,980	(\$4,967,921)	-3.9%
Authorized Positions	805	762	699	(63)	-8.3%

Significant Adjustments:

- **Interagency Transfers**
- Non-recurs Deepwater Horizon funds for the oil disaster

\$1.8M



- **Statutory Dedications**
- Reduces funding and transfers 55 positions from DEQ to DNR for the management and finance consolidation

\$3.1M



- **Transfer 55 Positions** from DEQ to DNR for the management and finance consolidation
- Eliminates 8 additional authorized positions

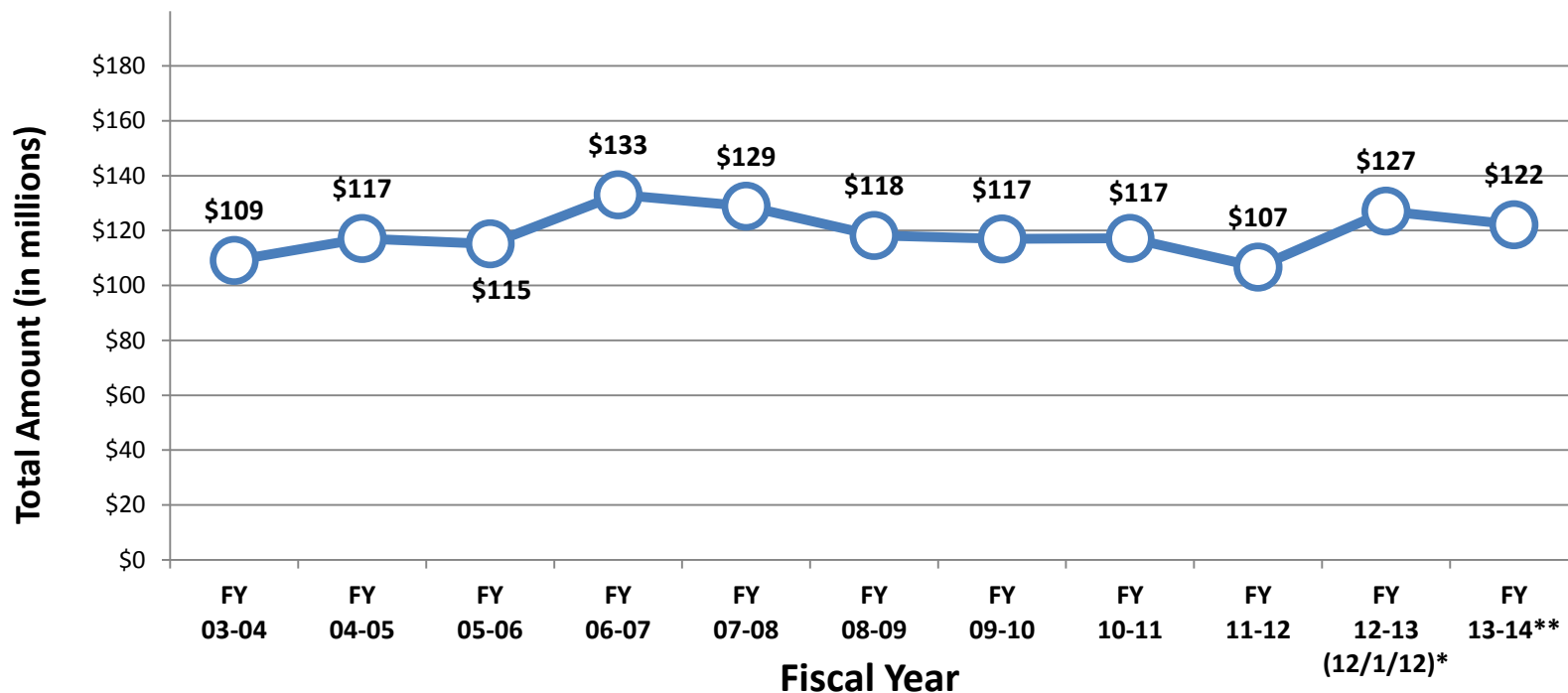
63 T.O.





10-Year Budget History

DEPARTMENT OF ENVIRONMENTAL QUALITY (Total Means of Finance)



Source: Executive Budget Supporting Documents

*Existing Operating Budget as of 12/1/12

**Governor's Executive Budget Recommendation



Major Sources of Revenues FY 13-14

Interagency Transfers - \$1 million

- Governor's Office of Homeland Security and Emergency Preparedness for demolition and landfill oversight.

Statutory Dedications - \$98 million

- Environmental Trust Fund
- Motor Fuels Underground Tank Fund
- Waste Tire Management Fund
- Hazardous Waste Site Cleanup Fund

Federal Funds - \$23 million

- Environmental Protection Agency (EPA)
- Louisiana Clean Diesel Grant
- Water Pollution Control Grant
- Air Pollution Grant
- Leakage Underground Storage Tank grant
- U.S. Department of Energy



Expenditure Breakdown

Expenditures	FY 11-12 Actual Expenditures	FY 12-13 Existing Operating Budget (12/1/12)	FY 13-14 Executive Budget Recommendation	Change from FY 12-13 to FY 13-14	Percent Change from FY12-13 to FY13-14
Salaries	\$43,344,017	\$42,620,490	\$36,555,223	(\$6,065,267)	(14.2%)
Other Compensation	189,467	251,043	251,043	0	0.0%
Related Benefits	18,263,705	18,859,457	17,048,966	(1,810,491)	(9.6%)
Travel	386,704	447,613	298,163	(149,450)	(33.4%)
Operating Services	3,121,740	3,716,005	3,592,296	(123,709)	(3.3%)
Supplies	922,423	1,204,544	1,036,544	(168,000)	(13.9%)
Prof Srvcs	3,337,407	4,141,191	4,141,191	0	0.0%
Other Charges	37,103,785	55,366,558	59,215,554	3,848,996	7.0%
Acq/Major Repairs	33,973	500,000	0	(500,000)	(100.0%)
Unallotted	0	0	0	0	0.0%
TOTAL EXP	\$106,703,221	\$127,106,901	\$122,138,980	(\$4,967,921)	(3.9%)

Salaries/Related Benefits

- Eliminating funding and 63 authorized positions. Transferring 55 positions to the Department of Natural Resources for the consolidation of the management and finance functions such as human resources and information technology.

Other Charges

- Increase in IAT for the consolidation of human resources and information technology, contracts and procurement to DNR

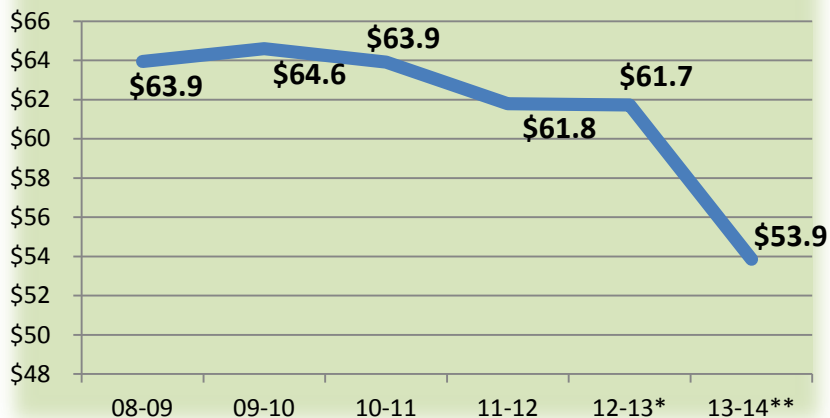
Acquisitions/Major Repairs

- Non-recurs replacement equipment.

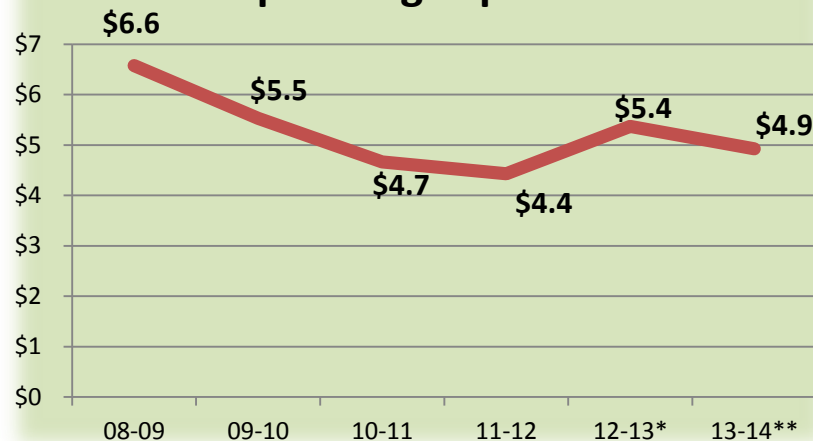


6-Year Expenditure History (in millions)

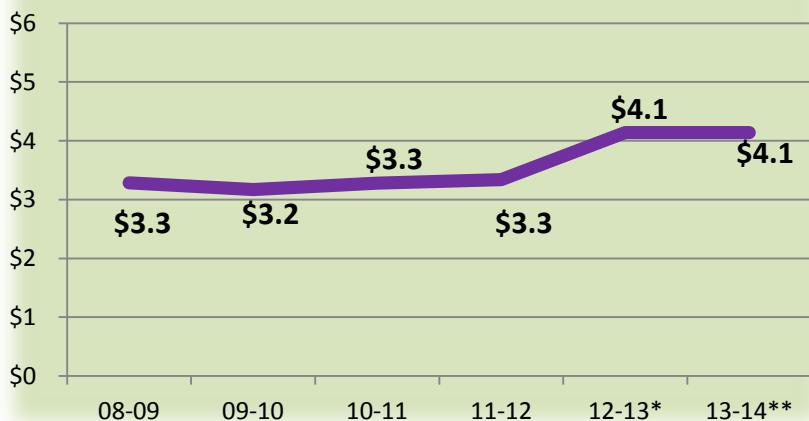
Personal Services



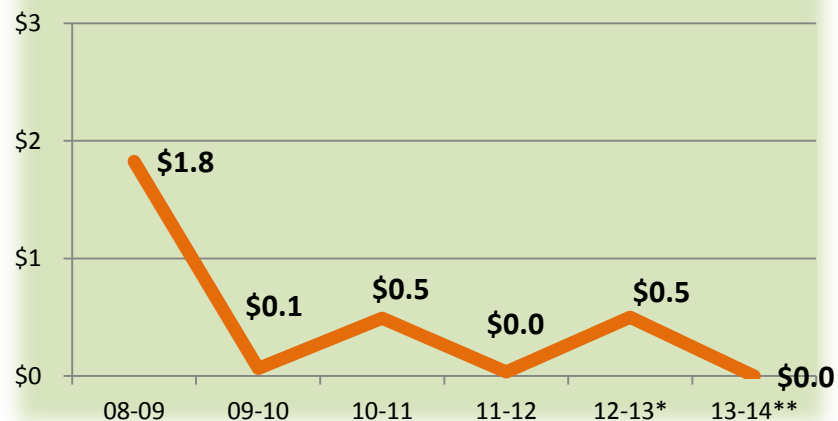
Operating Expenses



Professional Services

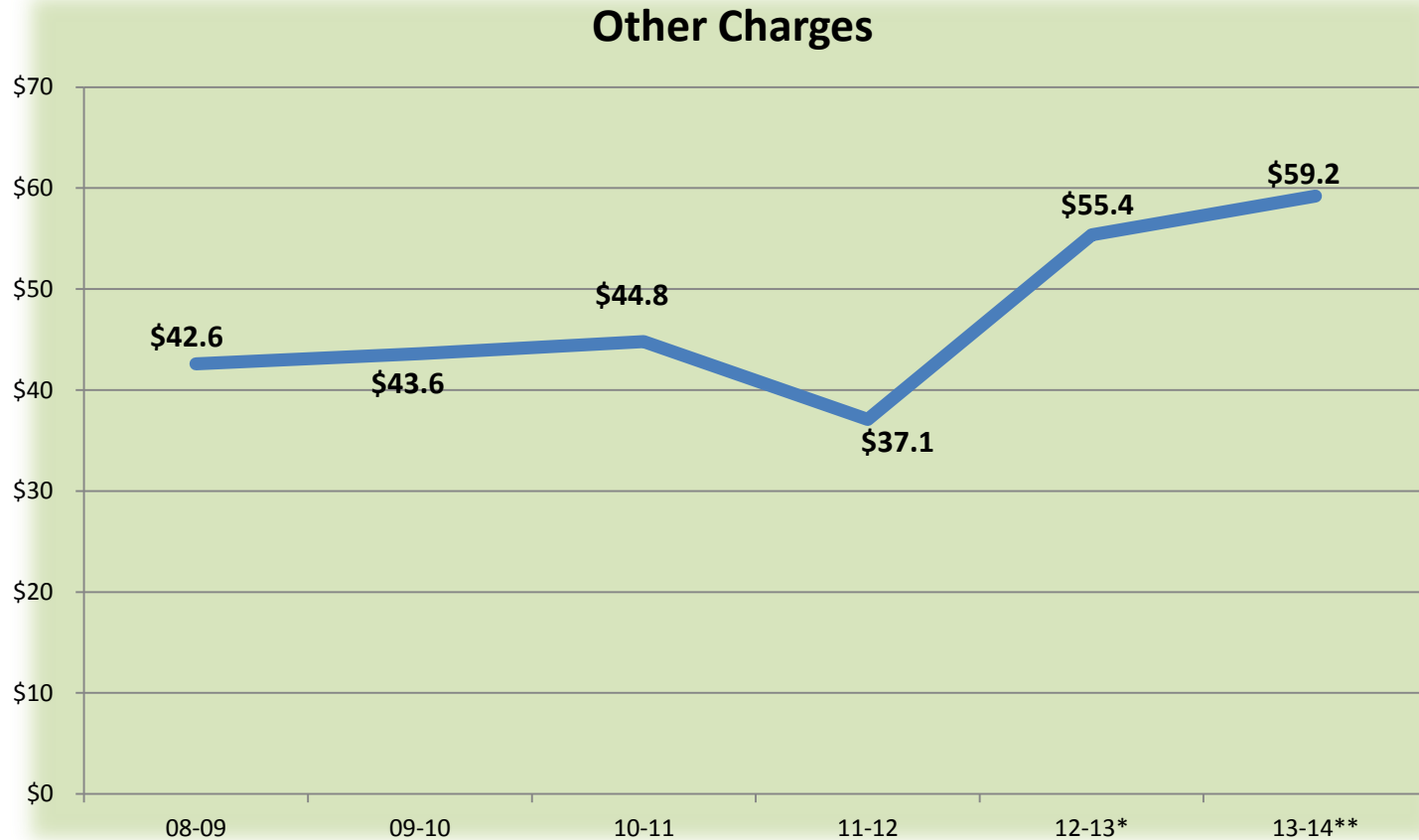


Acquisitions & Major Repairs





6-Year Expenditure History (in millions)



Source: Executive Budget Supporting Documents

*Existing Operating Budget as of 12/1/12

**Governor's Executive Budget Recommendation



Significant Adjustments

Non-recurs Deepwater Horizon expenditures associated with the oil disaster.

\$0	SGF		(\$1,844,143)	IAT		\$0	SGR		\$0	SD		\$0	FED		TOTAL	(\$1,844,143)
-----	-----	--	---------------	-----	--	-----	-----	--	-----	----	--	-----	-----	--	--------------	----------------------

Transfer funding and 55 authorized positions to the Department of Natural Resources for the consolidation of the management and finance functions.

\$0	SGF		\$0	IAT		\$0	SGR		(\$1,157,096)	SD		\$0	FED		TOTAL	(\$1,157,096)
-----	-----	--	-----	-----	--	-----	-----	--	---------------	----	--	-----	-----	--	--------------	----------------------

Non-recurs funding for the implementation of the LA Governor Enterprise Resource Planning system.

\$0	SGF		\$0	IAT		\$0	SGR		(\$500,000)	SD		\$0	FED		TOTAL	(\$500,000)
-----	-----	--	-----	-----	--	-----	-----	--	-------------	----	--	-----	-----	--	--------------	--------------------



Discretionary/Nondiscretionary Funding in FY 13-14 Executive Budget

**Department of Environmental
Quality Total Budget
\$122.1 M**

**Non-Discretionary
\$10.8 M
9%**

**Discretionary
\$111.3
91%**

Category	Nondiscretionary Amount
Federal Mandate - Federal Safe Drinking Water Act	\$3,520,000
Unavoidable Obligations*	\$7,272,065
TOTAL	\$10,792,065

- * Includes:
- Rent and Maintenance in State-Owned Buildings
 - Group Insurance for Retirees
 - Legislative Auditor Fees



Discretionary/Nondiscretionary Funding in FY 13-14 Executive Budget

Activity	Discretionary SGF	Nondiscretionary SGF
Executive Administration	\$1,986,369	\$0
Criminal Investigation	\$683,889	\$0
Public Information	\$282,743	\$0
Audit	\$462,006	\$0
Legal Affairs	\$2,912,789	\$0
Business and Community Outreach	\$2,944,560	\$3,000,000
Enforcement	\$4,105,517	\$0
Assessment	\$7,464,370	\$878,796
Inspections	\$13,602,161	\$0
Remediation and UST	\$13,429,824	\$0
Permits Support	\$2,891,306	\$0
Air Permits	\$5,465,960	
Water Permits	\$4,510,335	\$0
Waste Permits	\$2,335,393	\$0
Support Services	\$48,269,693	\$6,913,269
TOTAL SGF	\$111,346,915	\$10,792,065



FY 13-14 Salaries and Positions

- \$37 million for Salaries and Other Compensation
- \$17 million for Related Benefits
- Total Personnel Services = \$54 million, 86% of the Department of Environmental Quality total Executive Budget Recommendation (excluding Other Charges)

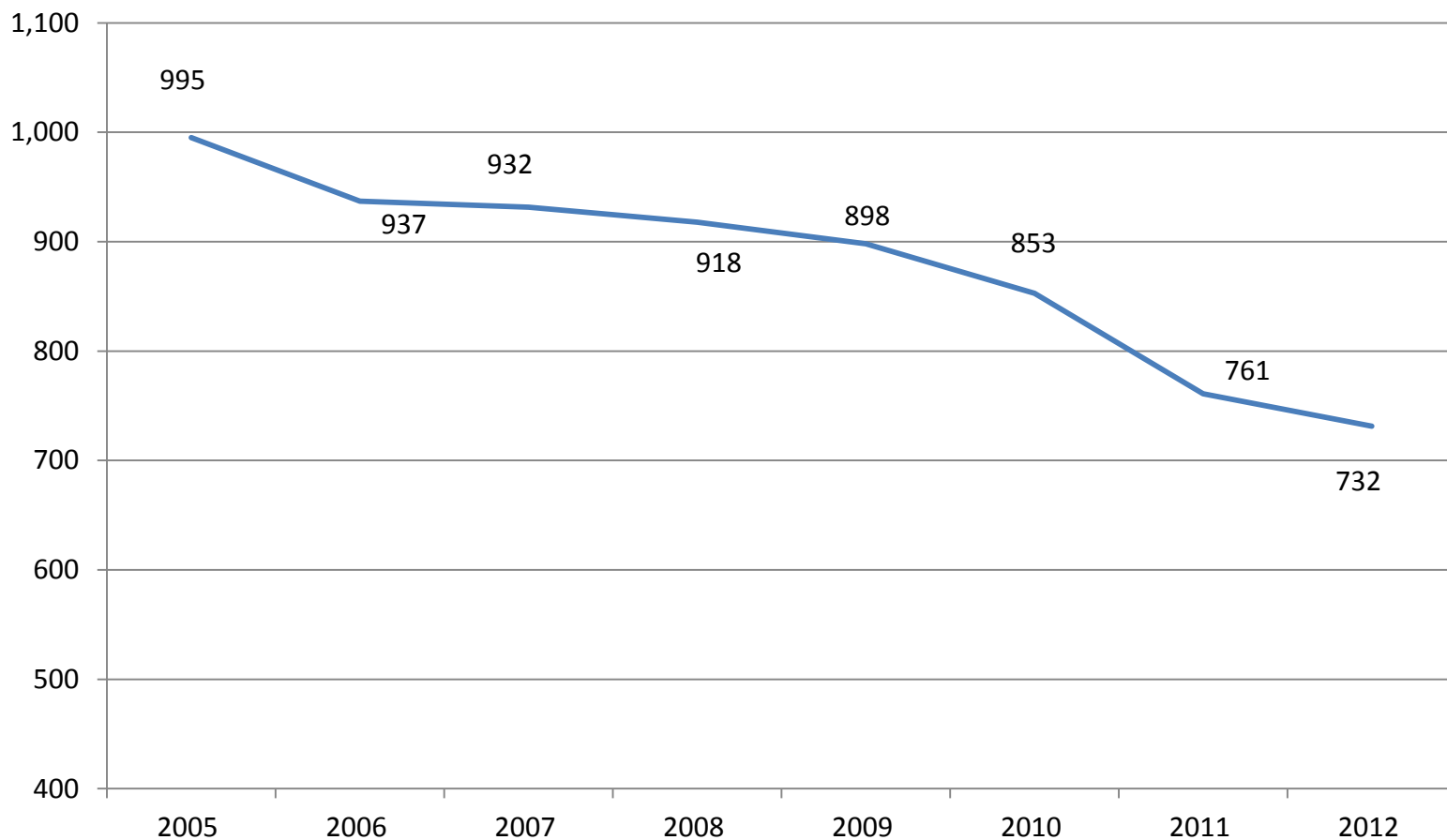
- 699 Authorized Positions (690 classified and 9 unclassified)
- There are no non-T.O. positions

- As of 1/30/2013, Department of Environmental Quality had 44 vacancies



Salaries and Positions

TOTAL FULL-TIME EQUIVALENT (FTE) POSITIONS

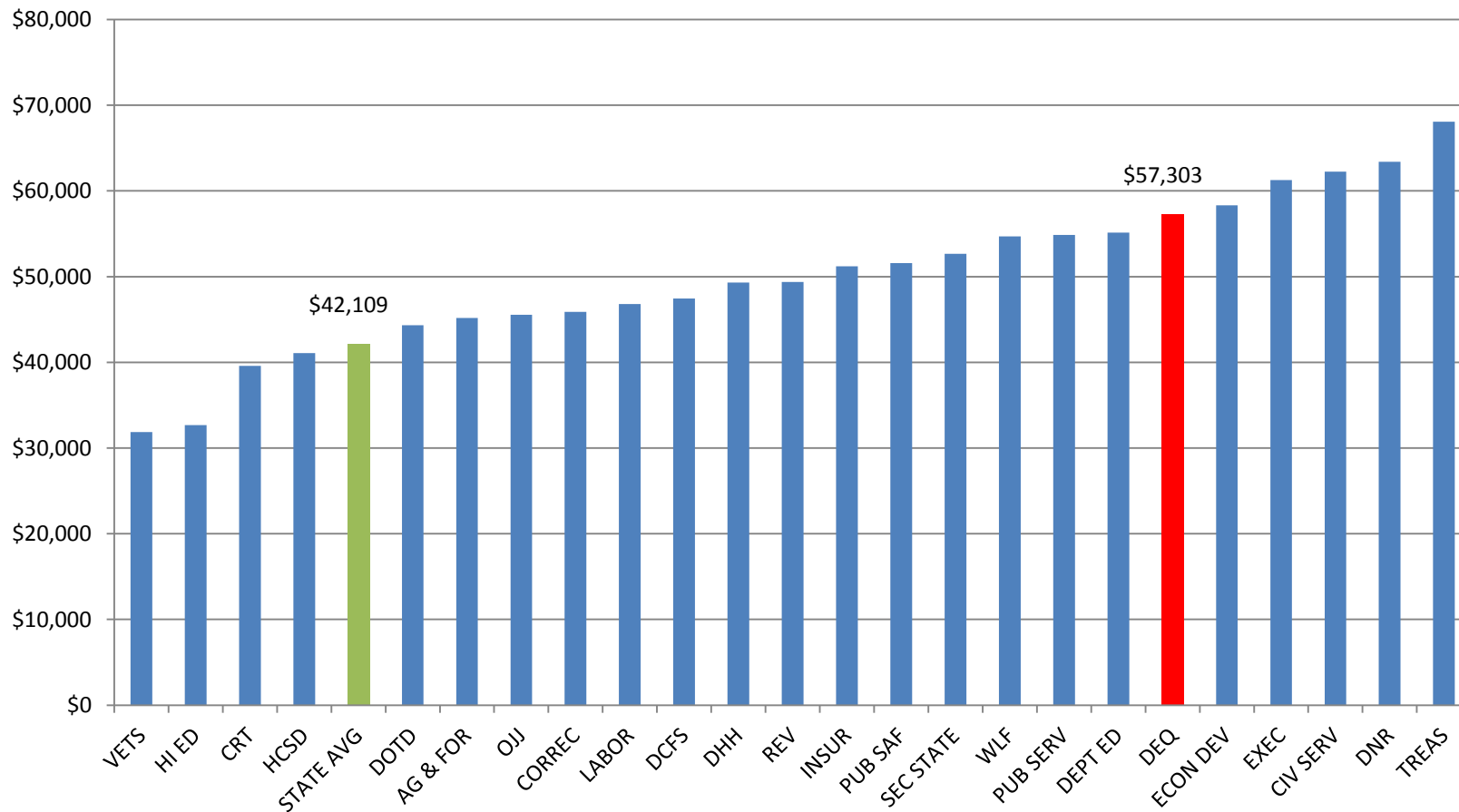


Source: Prepared by House Fiscal Division staff using information from ISIS-HR



Salaries and Positions

CLASSIFIED AVERAGE ANNUAL PAY PER FTE

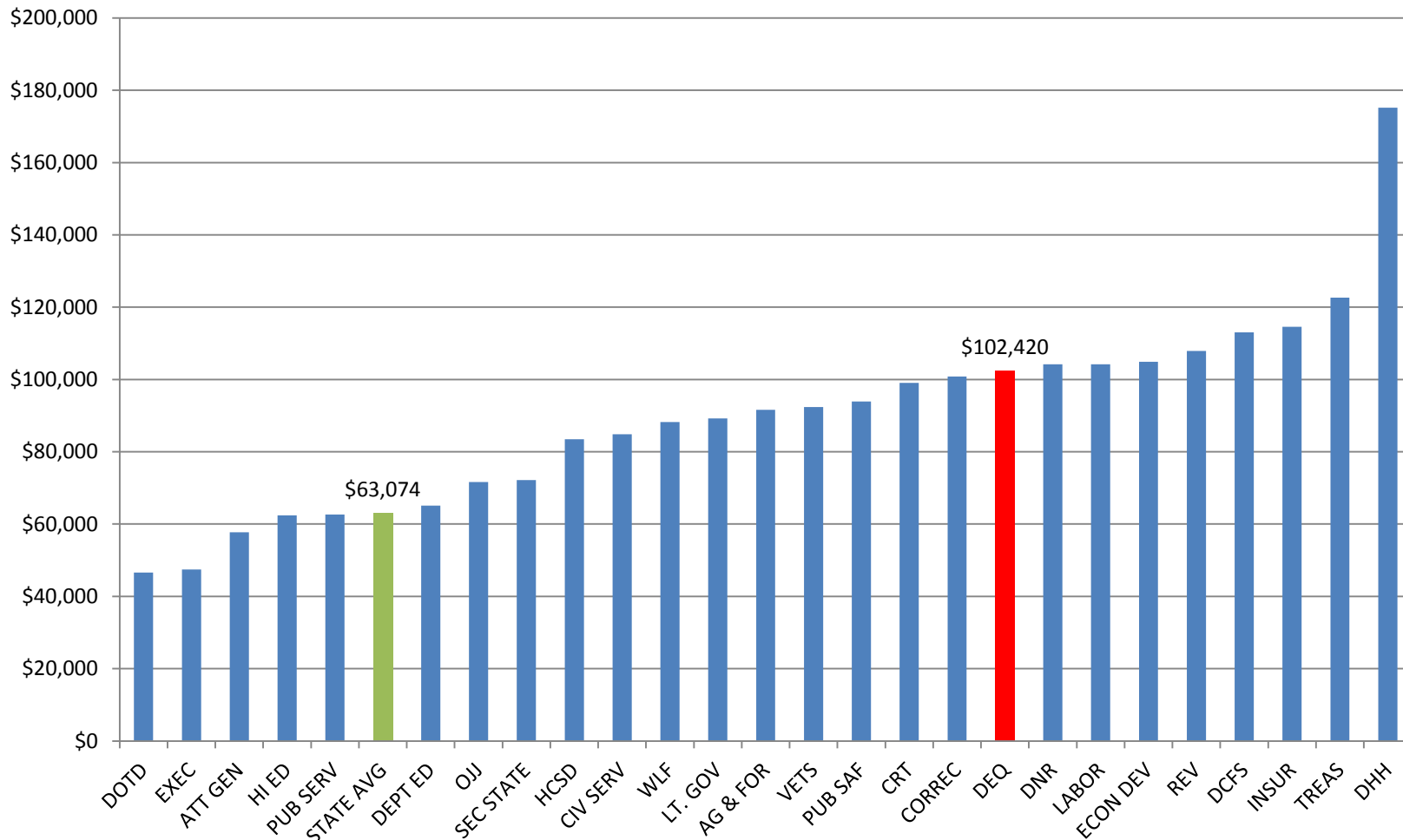


Source: Prepared by House Fiscal Division staff using information from ISIS-HR and Civil Service



Salaries and Positions

UNCLASSIFIED AVERAGE ANNUAL PAY PER FTE



Source: Prepared by House Fiscal Division staff using information from ISIS-HR and Civil Service



Department Contacts

NAME	TITLE	PHONE
Peggy Hatch	Secretary	225-219-3950
Alex Appeaning	Deputy Secretary	225-219-3951
Vince Sagnibene	Undersecretary	225-219-3840