

Representative Jerome Zeringue
Chairman



Representative Gary Carter
Vice Chairman

Fiscal Year 2020-21 HB105 Budget Review

Wildlife and Fisheries

House Committee on Appropriations
by the House Fiscal Division

March 11, 2020

Budget Analyst:
Chris Keaton, (225) 342-8569

TABLE OF CONTENTS

Topic	Page
Department Overview	3
Department Organization	4
Historical Trends	6
Sources of Funding	7
Funding Changes	8
Expenditure Changes	10
Other Charges	14
Unspent Authority	17
Current Expenditure Trend	19
Dedicated Funds	20
Personnel Information	26
Challenges	27
Department Contacts	28

DEPARTMENT OVERVIEW

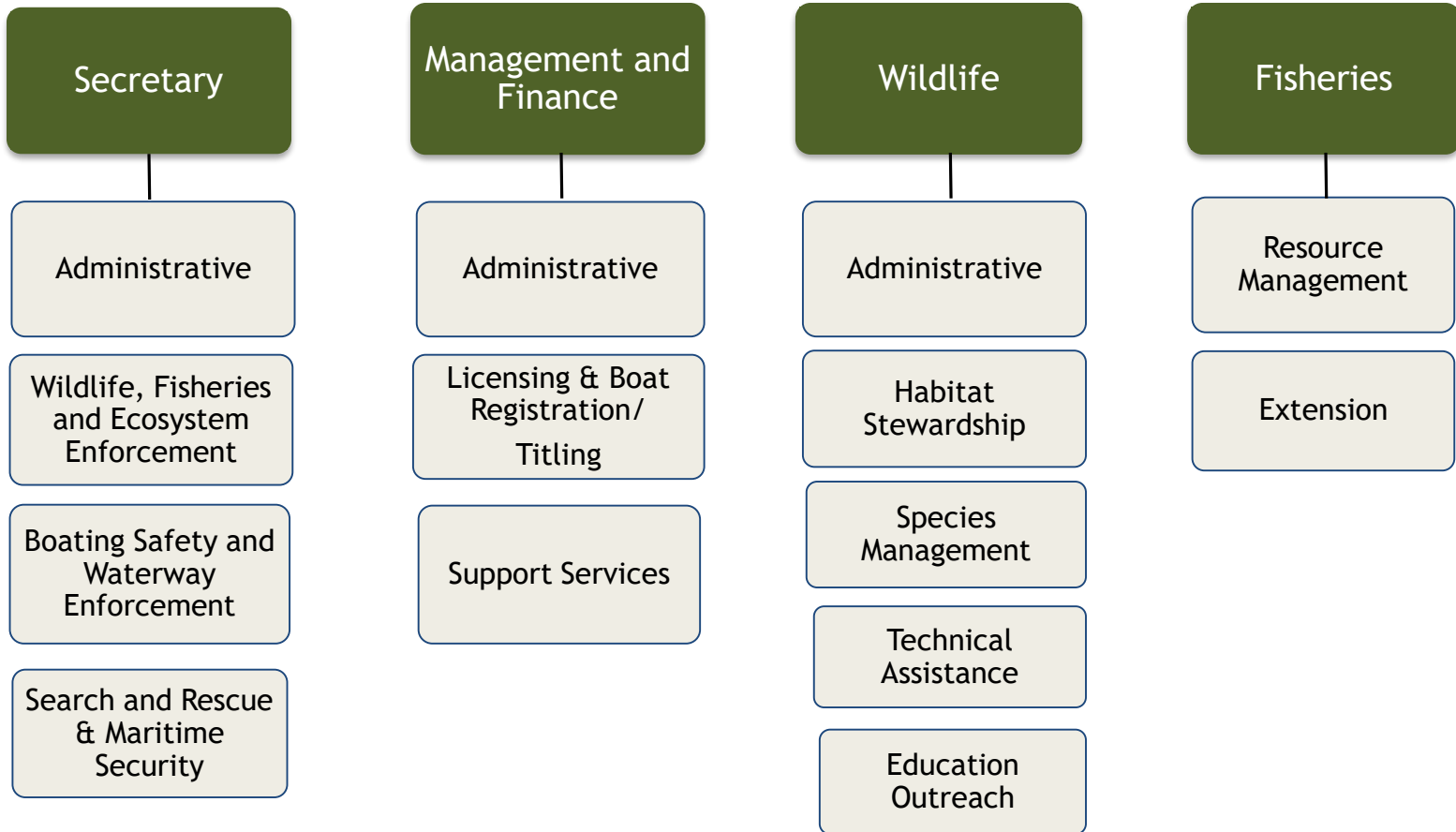
Louisiana Constitution - Article I Bill of Rights

“The freedom to hunt, fish, and trap wildlife ... shall be forever preserved for the people.

Wildlife and Fisheries’ Mission: To manage, conserve, and promote wise utilization of Louisiana’s renewable fish and wildlife resources and their supporting habitats through replenishment, protection, enhancement, research, development, and education for the social and economic benefit of current and future generations; to provide opportunities for knowledge of and use and enjoyment of these resources; and to promote a safe and healthy environment for the users of the resources.

The control and supervision of these resources are assigned to the department in the Louisiana Constitution and in the statutes under Title 36 and Title 56.

DEPARTMENT ORGANIZATION



WILDLIFE AND FISHERIES IMPACT ON CITIZENS

Hunting



Seafood



Boating



Fishing



Land Management

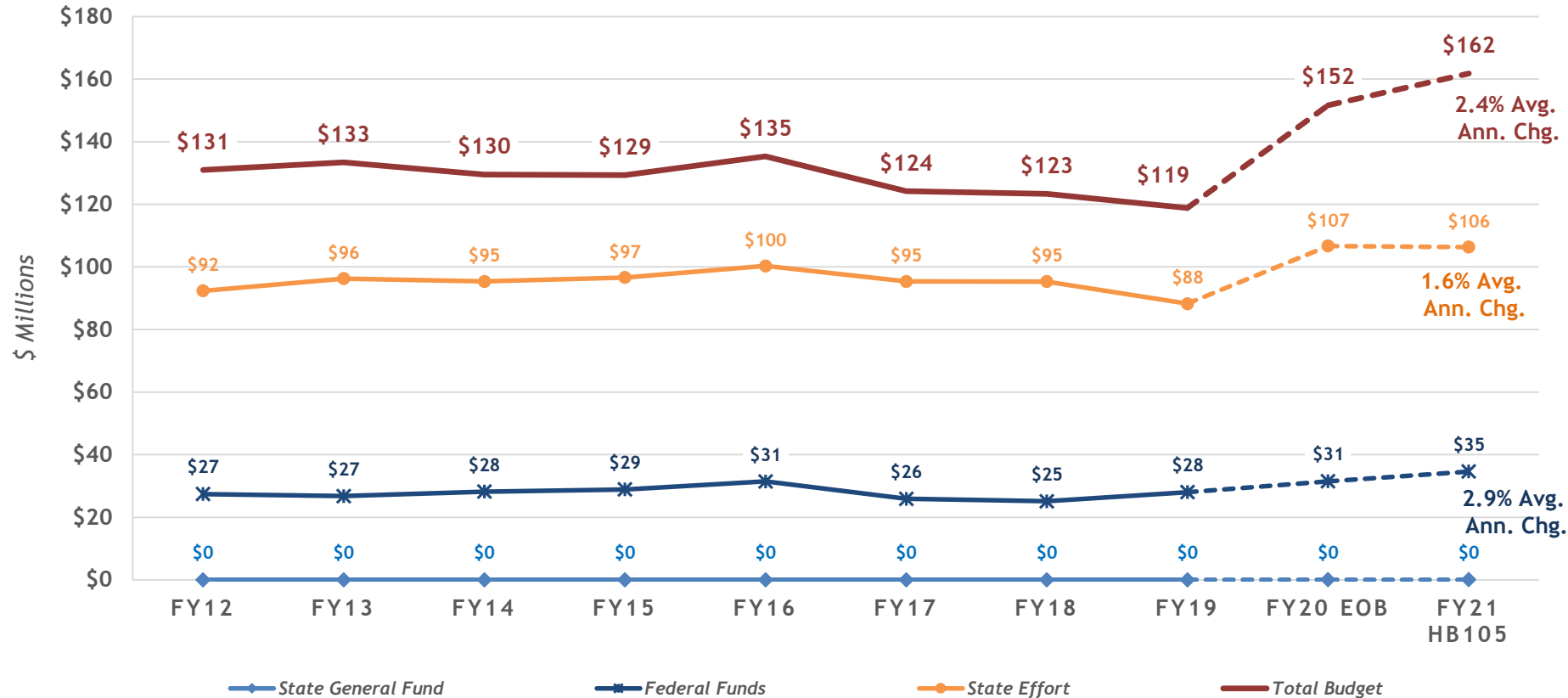


Preservation



HISTORICAL SPENDING

NOTE: All FY20 Existing Operating Budget (EOB) amounts used in this presentation exclude carryforwards from FY 19.



Source: Office of Planning and Budget - Budget Supporting Documents; and HB105 of the 2020 Regular Session

SOURCES OF FUNDING

Interagency Transfers \$21M

- Funds from Coastal Protection and Restoration Authority for nutria control, coast-wide sampling, fisheries tagging, and Deepwater Horizon Early Restoration Projects, and from the Department of Transportation and Development and the Dept. of Culture, Recreation, and Tourism for all-terrain vehicle trail maintenance, and from the Dept. of Agriculture and Forestry for the Forestry Stewardship Program.

Self-generated Revenue \$2M

- Funds from the National Fish and Wildlife Foundation to conduct beach surveys and respond to stranded sea turtles and marine mammals as well as additional monitoring for post oil spill impacts on various marine life. Also receives funds from commissions, foundations, and conservation districts for preservation of wildlife habitat.

Statutory Dedications \$104M

- WLF receives funding from 33 different dedicated funds, the largest of which is the constitutionally created Conservation Fund, which is budgeted at \$81 million. The Conservation Fund receives its revenues from fees, licenses, permits, and royalties, and it provides for the general operations of the department.

Federal Funds \$35M

- The federal government provides funding for wildlife and fisheries restoration and research and development, hunter education, conservation, coast guard, port security, and wetlands conservation.

FUNDING CHANGE COMPARISON

Means of Finance	FY 18-19 Actual Expenditures	FY 19-20 Existing Operating Budget	FY 20-21 HB105 Budget	Change from EOB		Change from Actuals	
				\$	%	\$	%
SGF	\$0	\$0	\$0	\$0	0.0%	\$0	0.0%
IAT	\$2,541,656	\$13,480,677	\$20,930,769	\$7,450,092	55.3%	\$18,389,113	723.5%
FSGR	\$142,938	\$366,976	\$1,973,291	\$1,606,315	437.7%	\$1,830,353	1,280.5%
STAT DED	\$88,119,109	\$106,339,277	\$104,339,868	(\$1,999,409)	(1.9%)	\$16,220,759	18.4%
FEDERAL	\$28,002,114	\$31,495,253	\$34,590,049	\$3,094,796	9.8%	\$6,587,935	23.5%
Total	\$118,805,817	\$151,682,183	\$161,833,977	\$10,151,794	6.7%	\$43,028,160	36.2%

Significant revenue changes from EOB:



\$7.5M IAT

Increase in funds from Coastal Protection and Restoration Authority for Nutria Control Program, fisheries monitoring, and natural resource damage assessment projects related to the BP oil disaster.



\$1.6M FSGR

Reclassified the Statutorily Dedicated La. Alligator Resource Fund to Fees/Self-generated means of finance in accordance with Act 404 of 2019 R.S.



\$1.9M STAT DED

Decrease in Conservation Fund due to declining oil revenues, decrease in Artificial Reef Fund, and increase in Rockefeller Fund.



\$3.1M FED

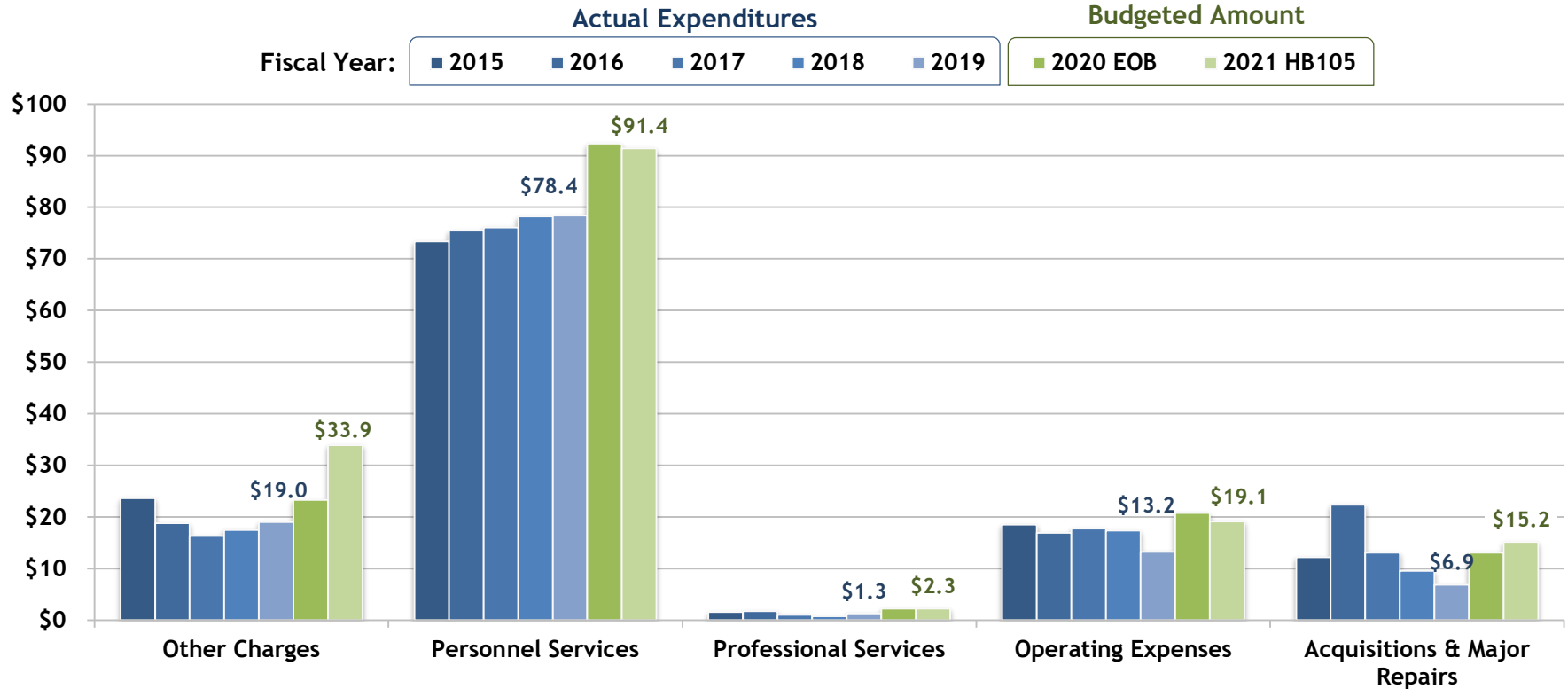
Increase in U.S. Fish and Wildlife Services Wildlife Area Management Grant and Sportfish Restoration Grant.

AGENCY FUNDING

Agency Name	FY 18-19	FY 19-20	FY 20-21	Change from EOB		Change from Actuals	
	Actual Expenditures	Existing Operating Budget	HB105 Budget	\$	%	\$	%
Office of the Secretary	\$36,909,635	\$42,366,202	\$40,446,577	(\$1,919,625)	(4.5%)	\$3,536,942	9.6%
Management and Finance	\$10,768,112	\$11,922,936	\$11,524,296	(\$398,640)	(3.3%)	\$756,184	7.0%
Wildlife	\$37,378,854	\$47,929,853	\$55,742,825	\$7,812,972	16.3%	\$18,363,971	49.1%
Fisheries	\$33,749,216	\$49,463,192	\$54,120,279	\$4,657,087	9.4%	\$20,371,063	60.4%
Department Total	\$118,805,817	\$151,682,183	\$161,833,977	\$10,151,794	6.7%	\$43,028,160	36.2%

Reductions in Office of the Secretary and Management and Finance are largely due to decreases in budget authority from the Conservation Fund due to one-time expenditures and a reduction in authority based on historical expenditures. The increase in Wildlife is related to an increase in acquisitions/major repairs and new water control management projects. The increase in Fisheries is due to Natural Resource Damage Assessment projects related to the Deepwater Horizon oil disaster.

EXPENDITURE HISTORY



EXPENDITURE CHANGE COMPARISON

Expenditure Category	FY 18-19 Actual Expenditures	FY 19-20 Existing Operating Budget	FY 20-21 HB105 Budget	Change from EOB		Change from Actuals	
				\$	%	\$	%
Salaries	\$45,945,628	\$49,919,739	\$48,841,450	(\$1,078,289)	(2.2%)	\$2,895,822	6.3%
Other Compensation	\$2,468,377	\$6,348,744	\$6,859,515	\$510,771	8.0%	\$4,391,138	177.9%
Related Benefits	\$29,972,020	\$36,051,053	\$35,679,682	(\$371,371)	(1.0%)	\$5,707,662	19.0%
Travel	\$331,424	\$547,287	\$511,874	(\$35,413)	(6.5%)	\$180,450	54.4%
Operating Services	\$6,694,193	\$10,820,146	\$9,490,703	(\$1,329,443)	(12.3%)	\$2,796,510	41.8%
Supplies	\$6,197,292	\$9,380,860	\$9,116,246	(\$264,614)	(2.8%)	\$2,918,954	47.1%
Professional Services	\$1,297,845	\$2,253,011	\$2,253,011	\$0	0.0%	\$955,166	73.6%
Other Charges/IAT	\$19,017,385	\$23,276,689	\$33,900,332	\$10,623,643	45.6%	\$14,882,947	78.3%
Acq/Major Repairs	\$6,881,653	\$13,084,654	\$15,181,164	\$2,096,510	16.0%	\$8,299,511	120.6%
Total	\$118,805,817	\$151,682,183	\$161,833,977	\$10,151,794	6.7%	\$43,028,160	36.2%

Source: Office of Planning and Budget - Budget Supporting Documents and HB105 of the 2020 Regular Session

SIGNIFICANT EXPENDITURE CHANGES

(\$1.1M) - Salaries

\$1.7 million

Increase in salaries for standard statewide budget adjustments including but not limited to market rate classified and unclassified pay increases, and Civil Service training series.

(\$2.8 million)

Decrease in budget authority for salaries based on attrition and historical expenditures in this category.

(\$371k) - Related Benefits

(\$371,371)

Decrease in related benefits due to a base adjustment and for a retirement rate adjustment.

(\$1.6 million) - Travel/Operating Services/Supplies

(\$1.6 million)

Decrease in travel, operating services, and supplies based on historical spending in these categories.

SIGNIFICANT EXPENDITURE CHANGES

\$10.6 million - Other Charges/IAT

\$4.9 million	Interagency funds from Coastal Protection and Restoration Authority for Natural Resource Damage Assessment projects related to the Deepwater Horizon oil disaster.
\$2.5 million	Interagency funds from Coastal Protection and Restoration Authority for the Nutria Control Program (\$2.2M) and for fisheries monitoring (\$308,000).
\$2.5 million	Statutory Dedication matching funds from the Russell Sage Special Fund #2 for the Ducks Unlimited Cooperative Endeavor Agreement for a water control structure.
\$900,000	Increase in funds transferred to the Office of Technology Services.

\$2.1 million - Acquisitions/Major Repairs

This increase in acquisitions/major repairs is in the Office of Wildlife to provide matching and contributing funds through a cooperative endeavor agreement with Ducks Unlimited for land improvements for the NEU-Aucoin - Belly Dam Water Control Structure and the Big Impoundment Water Control Structure in Iberia Parish. The new water control structures will allow for active management of water levels on over 2,000 acres of interior marshes to improve habitat conditions for various avian species, promote the growth of desirable plant communities, aid in stabilizing salinity levels, reduce interior erosion by regulating tidal scour, and enhance drainage following high water events.

OTHER CHARGES DETAIL

Amount	Other Charges Description
\$10,371,200	Fisheries contracts: Sportfish Restoration, Natural Resource Damage Assessment (NRDA), and university fisheries research projects
\$3,662,512	Marsh Bird Trustee Implementation Group (TIG); Other TIGs
\$2,500,000	Matching funds from Russell Sage Special Fund #2 for the Ducks Unlimited CEA
\$2,368,710	Restoration Projects, Chronic Wasting Disease Sampling/Testing, Mold Analysis, and other wildlife research projects
\$957,296	Seafood Sustainability; Inshore Artificial Reefs; Red Snapper Population Estimate; Education and outreach support
\$629,767	Synthesis of Growth & Mortality Data for oyster shell budget model. Hatchery assistance for oyster larvae and seed for oyster restoration
\$518,999	Importation, mass rearing, and release of cold tolerant population of the salvinia weevil; biological control of giant salvinia
\$515,930	Genetic composition of largemouth bass stocks; Aquatic Nuisance project for Asian Carp; biological control of common and giant salvinia
\$361,488	Louisiana Waterfowl Project; RCCP water management in brakes; Working lands shorebird
\$350,000	Data collection for recreational landings survey of saltwater finfish (LA CREEL)



OTHER CHARGES DETAIL

Amount	Other Charges Description
\$234,856	Salaries and related benefits for Other Charges positions
\$217,333	Breeding Waterfowl Habitat Support; Bear/Beaver conflict; Bear/Garbage can program; CWD Testing; Deer exclusion study
\$213,738	Nuisance payment program; Veterinary diagnostic services; Alligator health surveillance
\$100,000	Hunters for the Hungry
\$57,282	Hazardous Waste Operations and Emergency Response Standard training
\$45,405	Marsh Island water control structures
\$41,465	Funding provided for Enforcement Covert Operations
\$20,000	Mottled Duck Breeding Ecology in Southwest Louisiana; Managing Coastal Wetlands
\$10,000	Rewards - payment for information leading to the arrest of those who commit natural resources and ecosystem type crimes
\$4,000	Derelict crab trap cleanup
\$23,179,981	TOTAL OTHER CHARGES



INTERAGENCY TRANSFERS DETAIL

Amount	Interagency Transfers Description
\$5,571,137	Division of Administration - Office of Technology Services
\$2,904,417	Office of Risk Management (ORM)
\$948,203	Various State Agencies for Services
\$694,061	Division of Administration- Postage, Printing and various other services
\$313,557	Civil Service Fees
\$245,444	Office of State Procurement
\$43,532	Uniform Payroll System (UPS) Fees
\$10,720,351	TOTAL Interagency Transfers

FY19 UNSPENT AUTHORITY

	End of Fiscal Year Budget	Actual Amount Spent	Unspent Budget Authority	Unspent Budget %	Unspent % by MOF
SGF	\$0	\$0	\$0	0.0%	0.0%
IAT	\$12,930,138	\$2,541,656	\$10,388,482	80.3%	19.5%
FSGR	\$2,111,574	\$142,938	\$1,968,636	93.2%	3.7%
STAT DED	\$114,953,826	\$88,119,109	\$26,834,717	23.3%	50.3%
FEDERAL	\$42,197,276	\$28,002,114	\$14,195,162	33.6%	26.6%
FY19 TOTAL	\$172,192,814	\$118,805,817	\$53,386,997	31.0%	100.0%

Historical Total Unspent Authority for Comparison

FY18 TOTAL	\$185,453,680	\$123,374,838	\$62,078,842	33.5%
FY17 TOTAL	\$190,320,490	\$124,232,400	\$66,088,090	34.7%
3 YR AVG	\$182,655,661	\$122,137,685	\$60,517,976	33.1%

The department spent nearly all revenue collected, but they collected \$53 million less than budgeted.

FY19 UNSPENT AUTHORITY

Did department collect all revenue budgeted?

	Final Budget (w/o carryforward)	Actual Revenue Collections	Uncollected Revenue
SGF	\$0	\$0	\$0
IAT	\$12,930,138	\$2,541,657	(\$10,388,481)
FSGR	\$2,111,574	\$142,938	(\$1,968,636)
SD	\$114,953,826	\$88,139,277	(\$26,814,549)
FED	\$42,197,276	\$28,002,113	(\$14,195,163)
TOTAL	\$172,192,814	\$118,825,985	(\$53,366,829)

The department collected \$53 million less than the FY19 budget. The majority of excess budget authority over collections was in statutory dedications, federal funds, and interagency transfers. Collections to the Conservation Fund had significantly declined in recent years.

Did department spend all collections?

	Actual Revenue Collections	Actual Expenditures	Unspent Revenue
SGF	\$0	\$0	\$0
IAT	\$2,541,657	\$2,541,656	(\$1)
FSGR	\$142,938	\$142,938	\$0
SD	\$88,139,277	\$88,119,109	(\$20,168)
FED	\$28,002,113	\$28,002,114	\$1
TOTAL	\$118,825,985	\$118,805,817	(\$20,168)

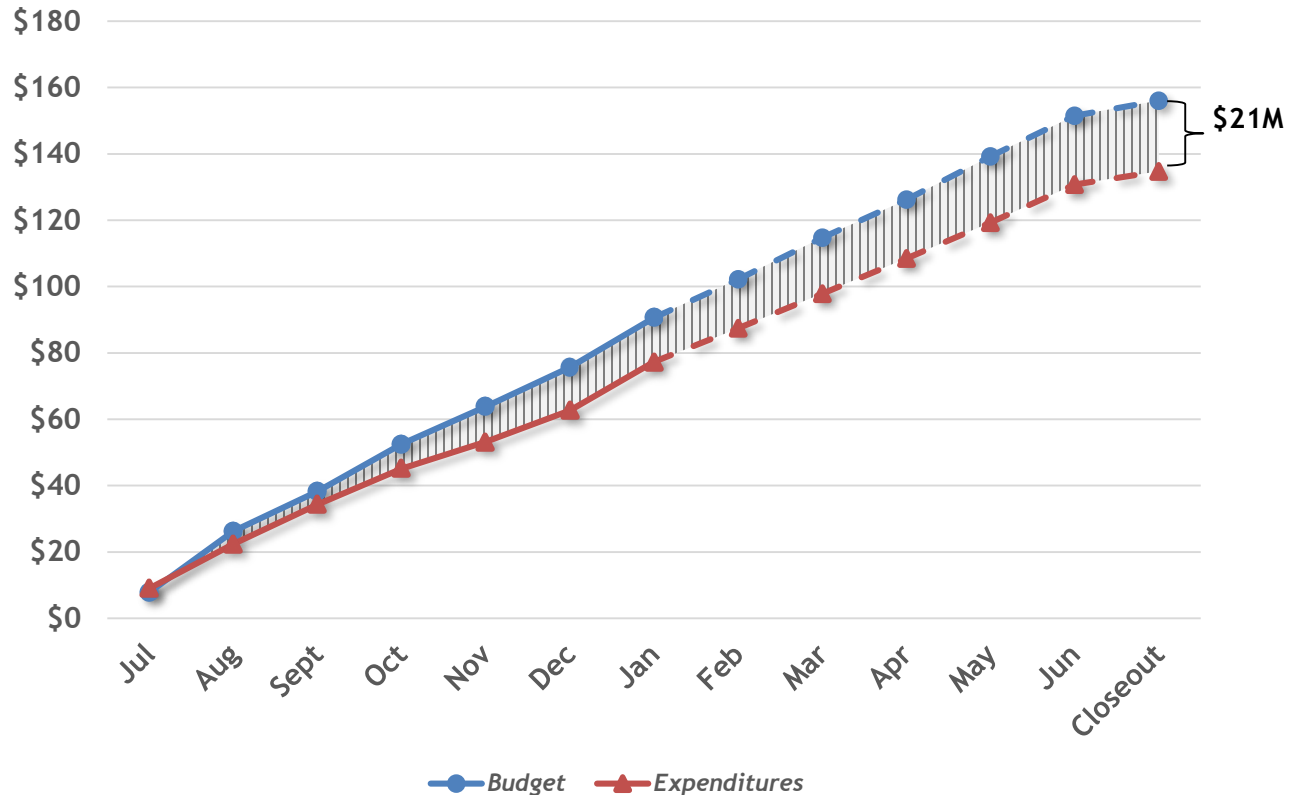
The department spent \$20,168 less than what was collected in program income, almost all in statutory dedications. This unspent money remains in the funds to be used for the statutorily authorized expenditures.

CURRENT EXPENDITURE TREND

Analysis shows approximately 13.7% or \$21 million in total budget authority from all means of finance could be unspent at year-end based on actual spending through January and projections to the end of the year.

Most of the excess authority is in the Office of Wildlife and the Office of Fisheries.

In FY 19, the House Fiscal Division projected that the department would not spend \$52 million and the department did not spend \$58 million. HB 105 of the 2019 R.S. reduced the department's FY 20 budget by almost \$20 million in excess authority.



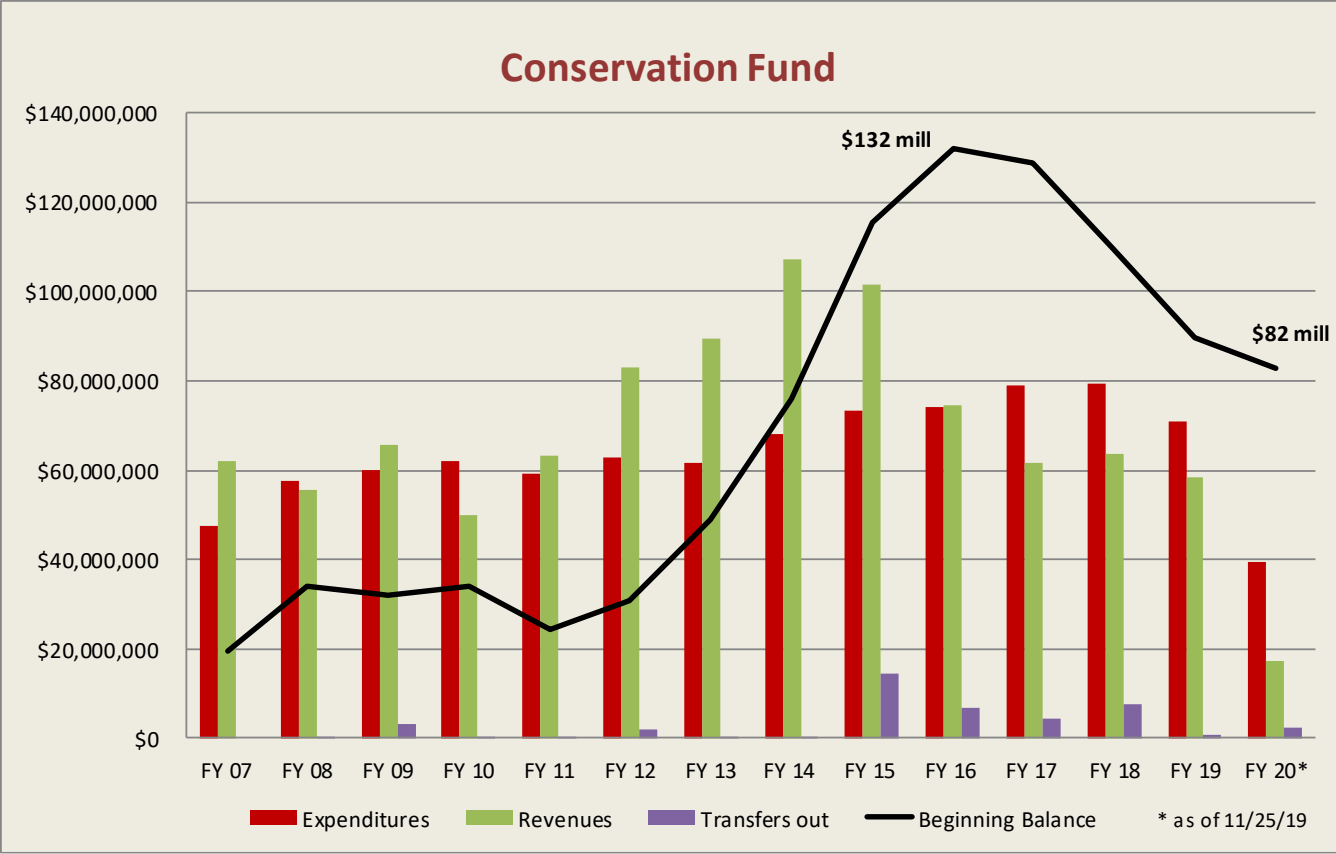
STATUTORY DEDICATIONS

CONSERVATION FUND (La. Const. Art. VII, Section 10-A)

- Revenues derived from fees, licenses, permits, royalties
- Currently budgeted in HB 105 at \$81 million
- Used solely for the programs and purposes of conservation, protection, preservation, management, and replenishment of the state's natural resources and wildlife, including use for land acquisition or for federal matching fund programs which promote such purposes, and for the operation and administration of the Department and the Wildlife and Fisheries Commission.



STATUTORY DEDICATIONS



Current projections show balance will be exhausted by FY 2023 causing WLF to need SGF or significantly reduce expenditures.

HB 687 of the 2018 Regular Session proposed to restructure hunting and fishing licenses, but did not receive 2/3 vote in House.

STATUTORY DEDICATIONS

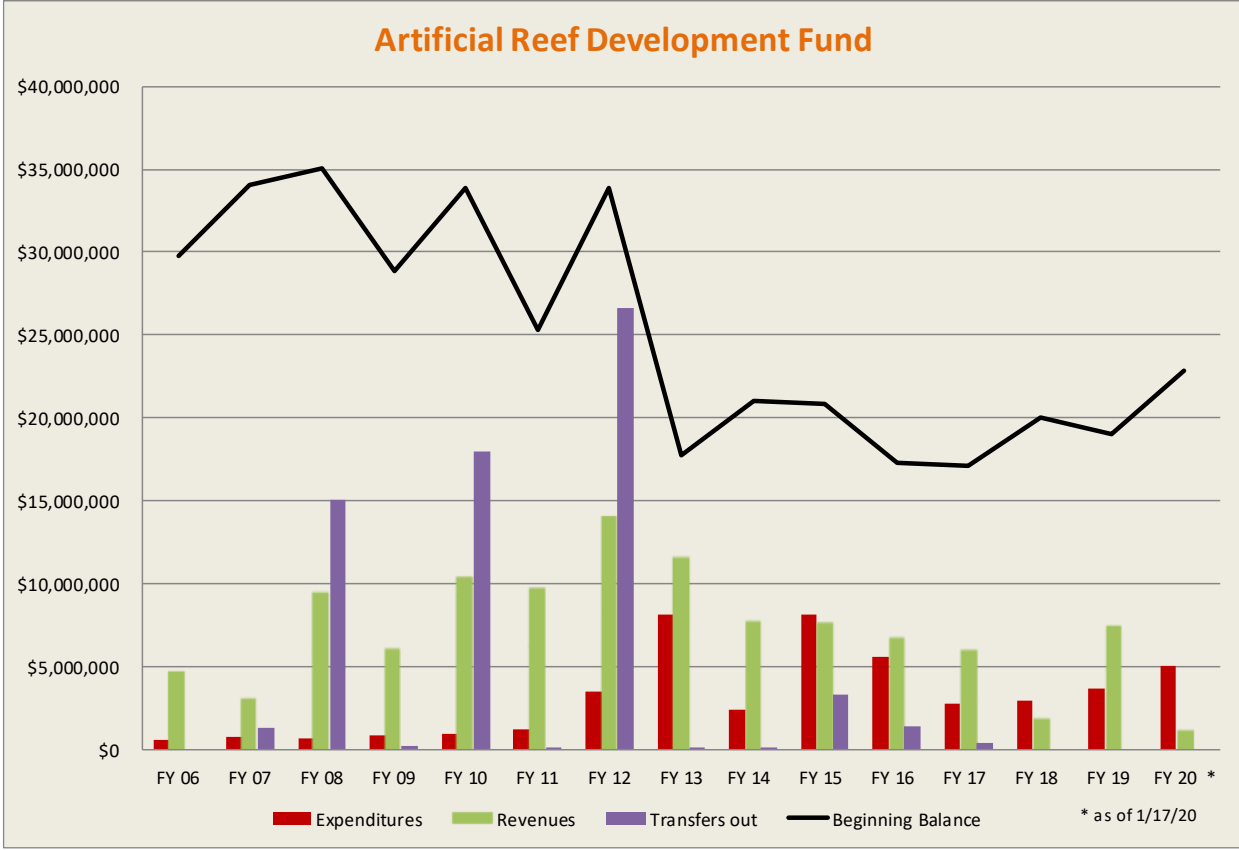
ARTIFICIAL REEF DEVELOPMENT FUND

(LA Const. Art VII, Section 10.11 and R.S. 56:639.8)

- Companies that donate oil rigs to the Dept. of Wildlife and Fisheries (WLF) for artificial reefs generate a cost savings through this process. 50% of the company's savings are donated to WLF.
- Currently budgeted in HB 105 at \$5.1 million.
- To promote, develop, maintain, monitor, and enhance the artificial reef potential in the Gulf of Mexico. An additional amount, not to exceed 10% of the funds deposited to the fund each year and 10% of the interest income to the fund, may be used by the department to provide funding in association with the LA Wild Seafood Certification Program, particularly in support of wild-caught shrimp.
- Over the last ten years, approximately \$45 million has been transferred out of this fund and into the state's general operating budget.
- Act 434 of the 2013 Regular Session provides for the creation of this fund in Article VII, Section 10.11 of the Louisiana Constitution.



STATUTORY DEDICATIONS



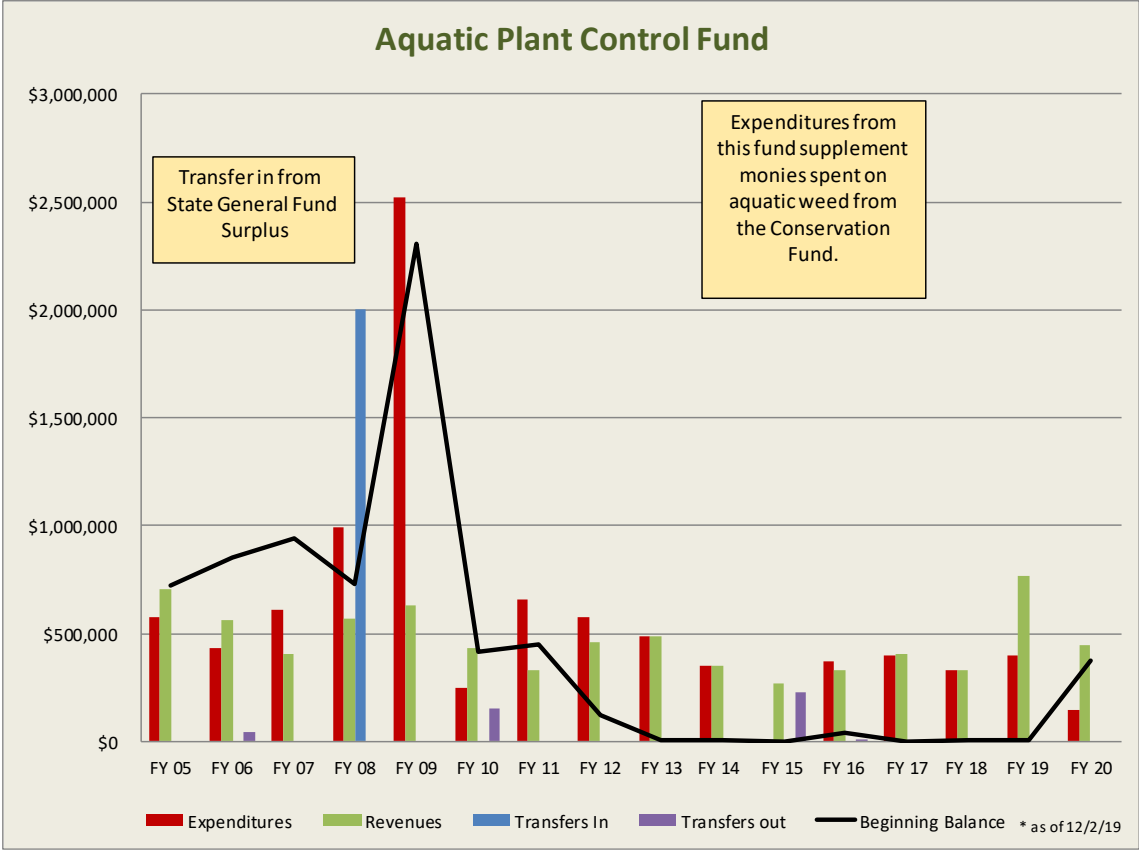
STATUTORY DEDICATIONS

AQUATIC PLANT CONTROL FUND (R.S. 56:10.1)



- Revenues derived from a \$3.25 annual registration fee for each boat trailer registered. Act 698 of 2018 RS added that \$9 from every motorboat and sailboat registration be deposited into the fund.
- Currently budgeted in HB 105 at \$1,400,000. Additional funds to treat aquatic weed come from the Conservation Fund (\$4.7 million) and from federal funds (\$1.8 million).
- Used solely by the Department of Wildlife and Fisheries, Office of Fisheries, to fund the aquatic plant control program and to fund cooperative research and public education efforts by the Department and the LSU Agricultural Center relative to aquatic weed control and eradication. An amount, not to exceed 15% of the annual appropriation, shall be used to fund research and public education efforts relative to aquatic weed control and eradication by the LSU Agricultural Center.

STATUTORY DEDICATIONS

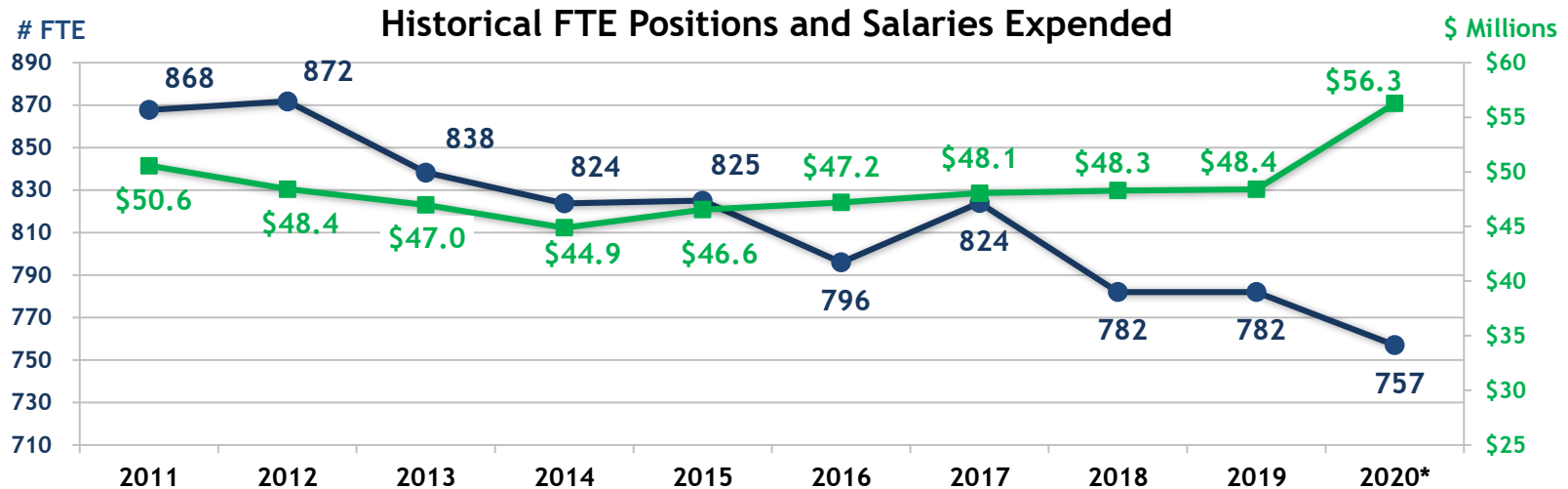
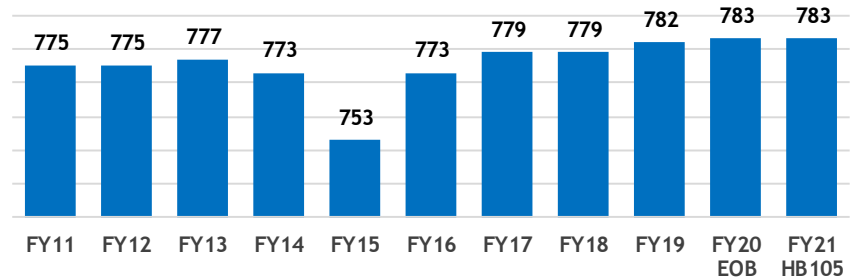


PERSONNEL INFORMATION

FY 2021 Recommended Positions

783	Total Authorized T.O. Positions (772 Classified, 11 Unclassified)
3	Authorized Other Charges Positions
123	Non-T.O. FTE Positions
53	Vacant Positions (February 3, 2020)

Historical Authorized T.O. Positions



CHALLENGES

Conservation Fund

- Declining mineral revenues to the Conservation Fund have caused the department's main source of recurring operating revenue to decline and erode the fund balance that has supported the departments ongoing operations. Without a change to the department's revenues significant operational reductions are likely to occur in the near future.

Spotted Seatrout

- The department's stock assessment of spotted seatrout shows significant concern for this species to be a viable resource for recreational fishermen.

Black Bear Conflicts

- The bounce back of the Louisiana Black Bear population requires the department to actively manage this species.

Deer Chronic Wasting Disease

- The department continues to monitor and test the state's white-tailed deer population for Chronic Wasting Disease.

DEPARTMENT CONTACTS



Mr. Jack Montoucet
Secretary
jmontoucet@wlf.la.gov



Mr. Bryan McClinton
Undersecretary
bmcclinton@wlf.la.gov
