

Representative Jerome Zeringue  
Chairman



Representative Gary Carter  
Vice Chairman

# Fiscal Year 21-22 HB1 Budget Review Department of Veterans Affairs

House Committee on Appropriations  
House Fiscal Division

*April 8, 2021*

Budget Analyst:  
Daniel Waguespack (225) 342-7477

# TABLE OF CONTENTS

	Topic	Page
	FY22 Budget Recommendation	3
	Department Organization	4
	Department Overview	5
	Historical Trends	9
FY20 —	Unspent Authority	10
FY21 —	Current Expenditure Trend	12
	Sources of Funding	13
	Funding Changes	14
FY22	Expenditure Changes	16
	Other Charges	20
	Discretionary Expenses	21
	Personnel Information	22
	Department Contacts	26

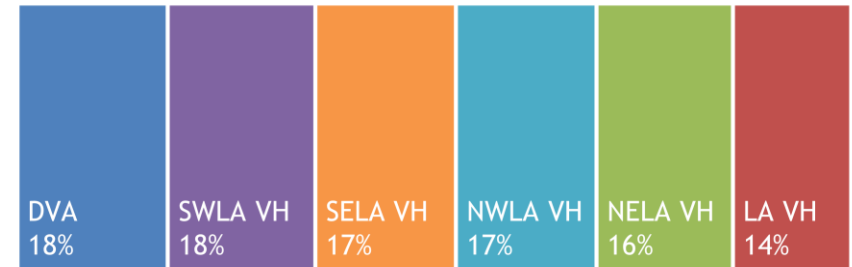
# FY22 BUDGET RECOMMENDATION

**Total Budget = \$81,651,602**

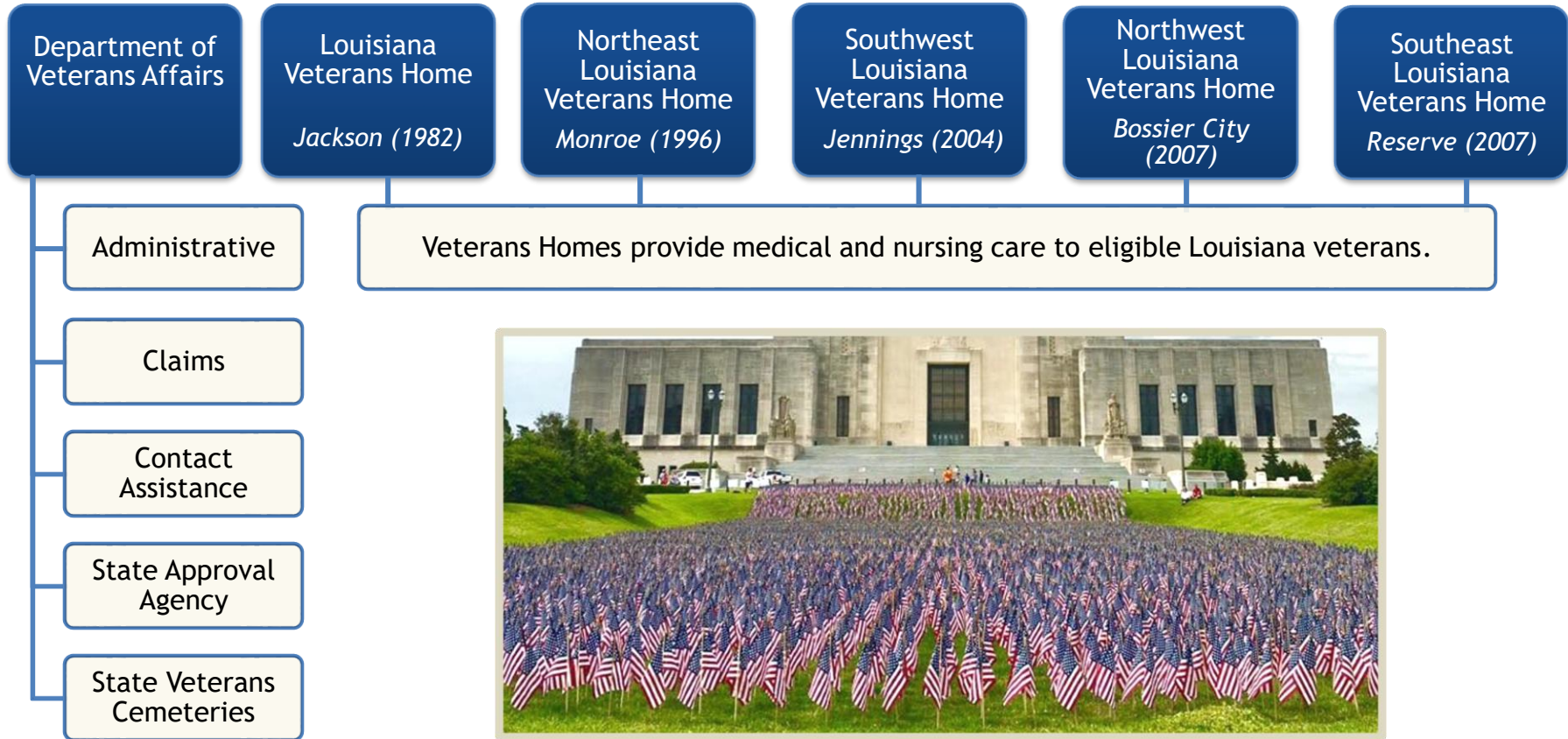
Means of Finance	
State General Fund	\$12,424,118
Interagency Transfers	\$2,439,110
Fees & Self-generated	\$14,592,249
Statutory Dedications	\$115,528
Federal	\$52,080,597
<b>Total</b>	<b>\$81,651,602</b>



Agency Breakdown		
	Budget	Positions
Dept. of Veterans Affairs	\$14,730,673	117
Louisiana Veterans Home	\$11,598,756	122
Northeast La Veterans Home	\$13,335,505	149
Southwest La Veterans Home	\$14,441,946	153
Northwest La Veterans Home	\$13,760,376	150
Southeast La Veterans Home	\$13,784,346	151
<b>Total</b>	<b>\$81,651,602</b>	<b>842</b>



# DEPARTMENT ORGANIZATION



# DEPARTMENT OVERVIEW



***Mission:*** To provide comprehensive care and quality service to Louisiana's Veterans, and their families, with regard to health care, education, disability benefits, long-term care, and burial honors

## Administration

### Office of the Secretary

- Handles the management for the activities, performance, and overall operation for the Department of Veterans Affairs
- **Military Family Assistance Fund** - addresses financial hardships veterans, Louisiana National Guardsmen, and Reservists and their dependents may encounter by paying for a variety of items for those who qualify, such as food, housing, medical expenses, auto repair, and more

### Human Resources

- Maintains all personnel records, regulates position classification, pay administration, hiring and firing, and employee relations for the department

### Accounting and Purchasing

- Plans, prepares, and executes annual department operating budgets, and is responsible for requesting funds. It also maintains and controls financial records of receipts and disbursements

### Training and Information

- Provides specialized classroom and field training to all newly appointed Veterans Assistance Counselors

# DEPARTMENT OVERVIEW

## Claims

- Represents veterans and/or their dependents on claims for benefits to which they are entitled before rating boards of the U.S. Department of Veterans Affairs and its Board of Vet Appeals
- Represents and advocates for veterans before all agencies administering programs that affect veterans

## Contact Assistance

- Parish offices with veterans assistance counselors help process and develop claims to determine a veteran's eligibility for benefits
- Assists veterans and their families with various problems such as medical services, compensation, pension programs, education, home loans, employment, insurance, and additional benefits when a patient is in a nursing home

## State Approval Agency

- Approves, supervises, and provides technical assistance to the institutions and training establishments for veterans
- Makes supervisory visits to all active schools, institutions of higher learning, non-college degree programs, job training programs and flight schools to ensure that the approved institutions are maintaining the approval criteria as approved and as set out in the Operation Plan and the Veterans Administration contract
- Conducts inspection visits on new schools seeking approval, and additional visits at the request of Veterans Affairs



# DEPARTMENT OVERVIEW



## Veterans Cemeteries

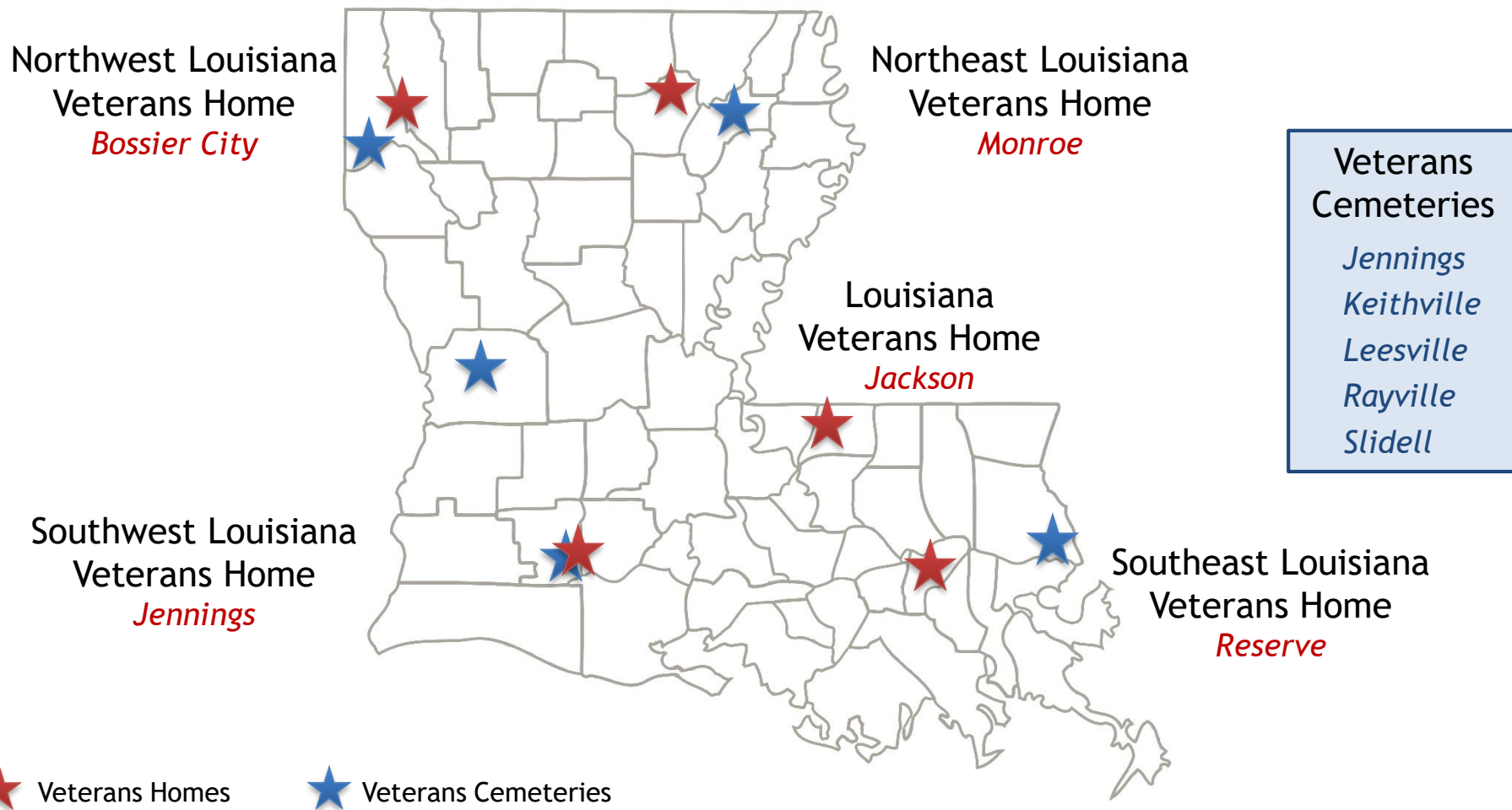
- The department constructs, operates, and maintains veterans cemeteries throughout Louisiana
- Available for eligible veterans, their spouses, and dependent children (at no charge for veteran burials)

## Veterans Homes

- Provides nursing care to eligible veterans in five veteran nursing homes
- Provides a variety of services including long-and short-term care, rehabilitative therapies, Alzheimer's care, skilled nursing, and centralized pharmacy services

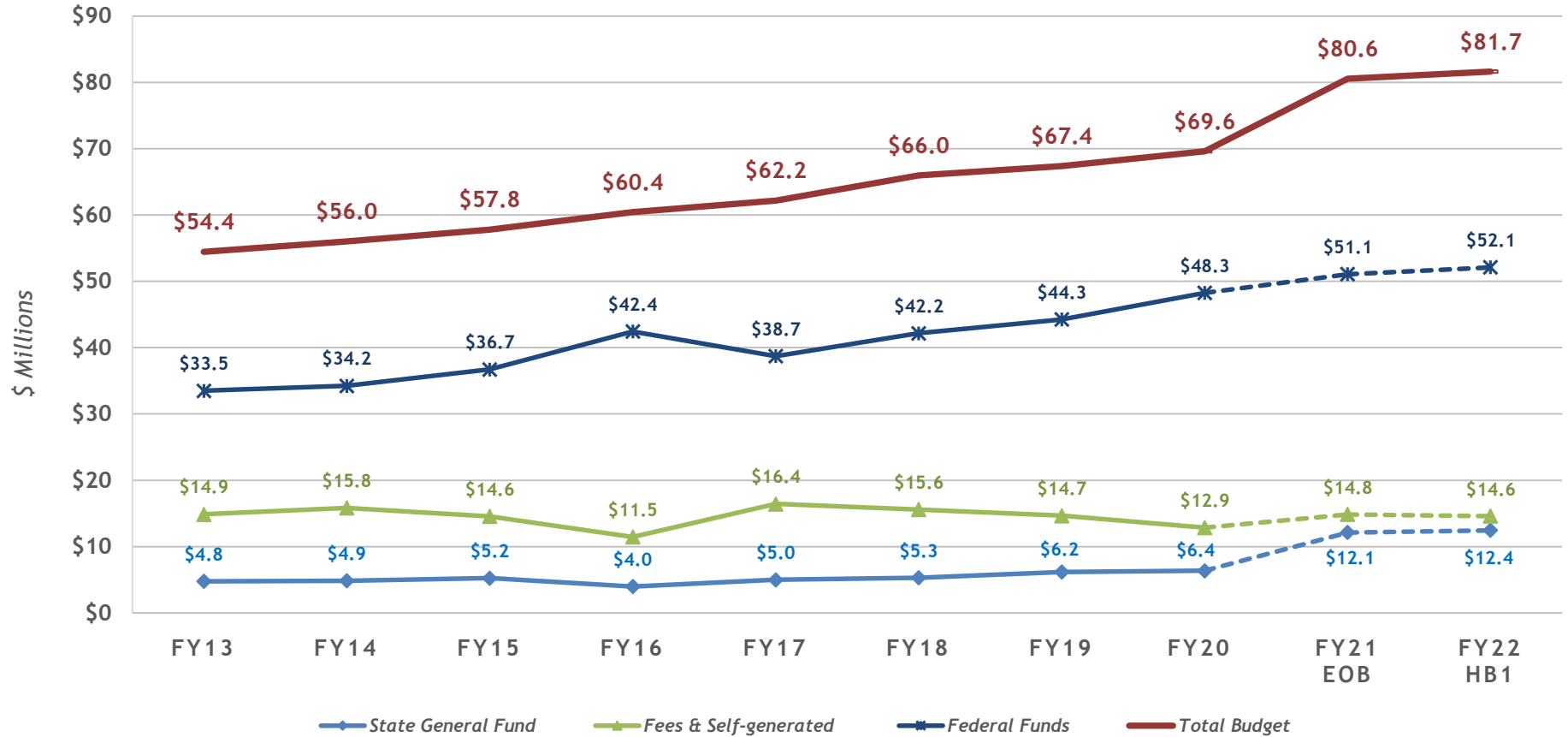


# VETERANS HOMES AND CEMETERY LOCATIONS





# HISTORICAL SPENDING



Source: Office of Planning and Budget - Budget Supporting Documents; and HB1 of the 2021 Regular Session

# FY20 UNSPENT AUTHORITY

	End of Fiscal Year Budget	Actual Amount Spent	Unspent Budget Authority	Unspent Authority %	Unspent % by MOF
SGF	\$6,580,688	\$6,365,547	\$215,141	3.3%	5.1%
IAT	\$2,259,636	\$2,117,280	\$142,356	6.3%	3.4%
FSGR	\$14,820,240	\$12,857,597	\$1,962,643	13.2%	46.3%
Stat Ded	\$115,528	\$29,997	\$85,531	74.0%	2.0%
Federal	\$50,091,452	\$48,261,537	\$1,829,915	3.7%	43.2%
<b>FY20 Total</b>	<b>\$73,867,544</b>	<b>\$69,631,958</b>	<b>\$4,235,586</b>	<b>5.7%</b>	<b>100.0%</b>

## *Historical Total Unspent Authority for Comparison*

	End of Fiscal Year Budget	Actual Amount Spent	Unspent Budget Authority	Unspent %
FY19 Total	\$72,920,268	\$67,386,133	\$5,534,135	7.6%
FY18 Total	\$68,544,654	\$65,985,506	\$2,559,148	3.7%
3 Year Avg.	\$71,777,489	\$67,667,866	\$4,109,623	5.7%

# FY20 UNSPENT AUTHORITY

## Did department collect all revenue budgeted?

	Final Budget (w/o FY21 carryfwd)	Actual Revenue Collections	Uncollected Revenue
SGF	\$6,580,688	\$6,365,547	(\$215,141)
IAT	\$2,259,636	\$2,202,388	(\$57,248)
FSGR	\$14,820,240	\$13,954,983	(\$865,257)
SD	\$115,528	\$29,997	(\$85,531)
FED	\$50,091,452	\$48,413,833	(\$1,677,619)
<b>FY20 Total</b>	<b>\$73,867,544</b>	<b>\$70,966,748</b>	<b>(\$2,900,796)</b>
<b>FY19 Total</b>	<b>\$72,920,268</b>	<b>\$67,795,464</b>	<b>(\$5,124,804)</b>
<b>FY18 Total</b>	<b>\$68,544,654</b>	<b>\$67,766,176</b>	<b>(\$778,478)</b>
<b>3 Year Avg.</b>	<b>\$71,777,489</b>	<b>\$68,842,796</b>	<b>(\$2,934,693)</b>

The department collected \$2.9 million less than the FY20 budget. The majority of excess budget authority over collections was in federal funds and fees and self-generated revenues. The self-generated revenues were less due to lower than anticipated collections in the veterans homes.

## Did department spend all collections?

	Actual Revenue Collections	Actual Expenditures	Unspent Revenue
SGF	\$6,365,547	\$6,365,547	\$0
IAT	\$2,202,388	\$2,117,280	(\$85,108)
FSGR	\$13,954,983	\$12,857,597	(\$1,097,386)
SD	\$29,997	\$29,997	\$0
FED	\$48,413,833	\$48,261,537	(\$152,296)
<b>FY20 Total</b>	<b>\$70,966,748</b>	<b>\$69,631,958</b>	<b>(\$1,334,790)</b>
<b>FY19 Total</b>	<b>\$67,795,464</b>	<b>\$67,386,133</b>	<b>(\$409,331)</b>
<b>FY18 Total</b>	<b>\$67,766,176</b>	<b>\$65,985,506</b>	<b>(\$1,780,670)</b>
<b>3 Year Avg.</b>	<b>\$68,842,796</b>	<b>\$67,667,866</b>	<b>(\$1,174,930)</b>

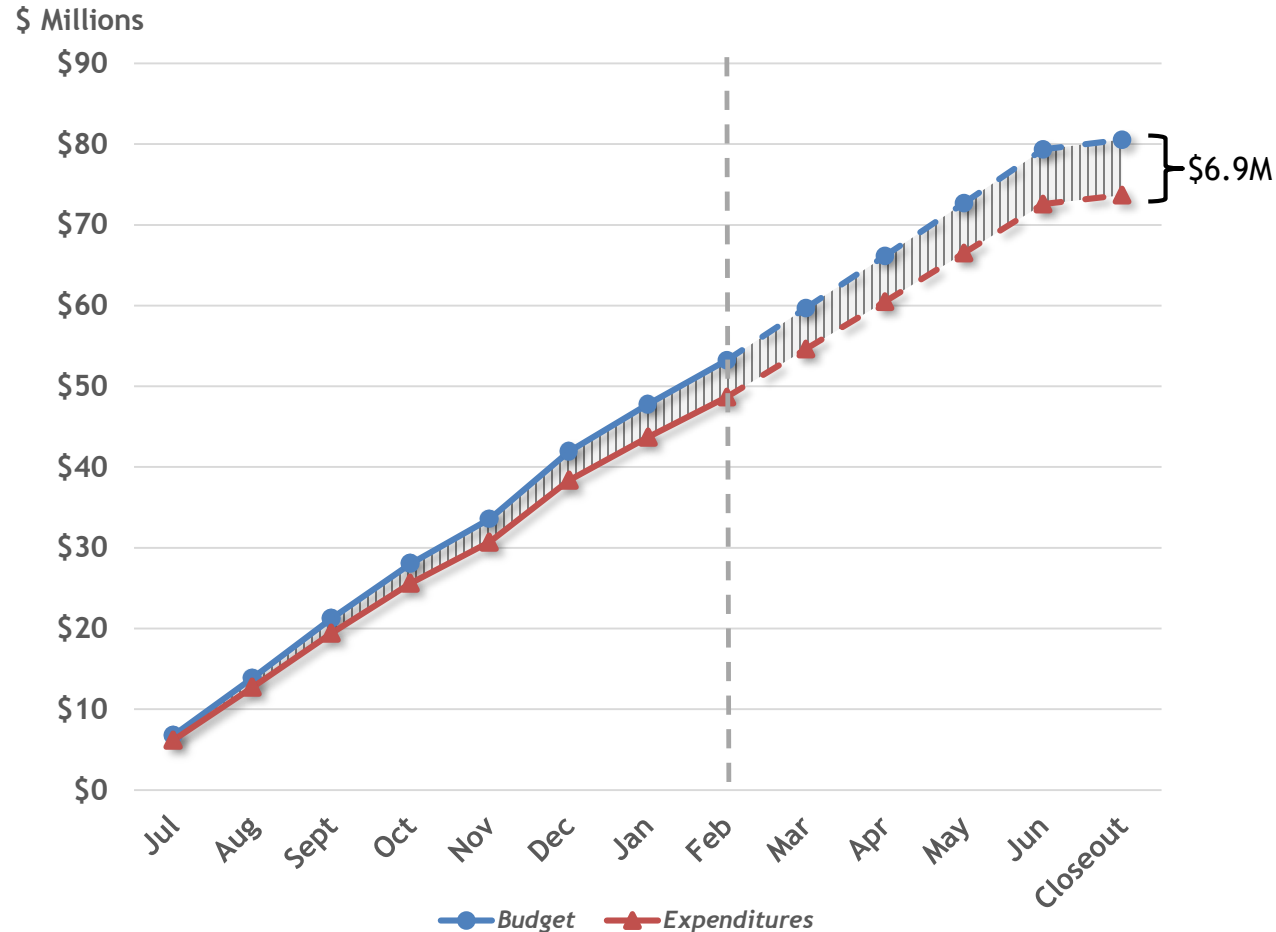
The department collected \$1.3 million more than was spent primarily in fees and self-generated revenues. Unspent fees and self-generated revenues are authorized to be retained by the department and carried into subsequent years.

# FY21 CURRENT EXPENDITURE TREND

Approximately \$73.7M (91.5%) from all means of finance could be spent based on actual spending patterns through February and projections through the remainder of the fiscal year. This would leave \$6.9M or 8.5% of the department's total budget authority unspent.

The estimated unspent budget authority is primarily associated with the five Veterans Homes. The Veterans Homes estimated unspent amounts range from approximately \$700,000 to \$1.8M.

In FY20, the department spent 94.3% of its total budget comparing its end of year budget and actual expenditures while considering funding carried over into FY21.



# FY22 SOURCES OF FUNDING

## Interagency Transfers \$2.4 M

- Funds come from the various Veterans Homes into the main agency for support services
- Small portion of these funds are each home's contribution for an internal auditor position that services all the homes
- **\$332,868**  
*Carried over from FY20 into FY21. R.S. 29:384(B) allows all IAT, Fed., and Self-generated Revenues received by the Dept. of Veterans Affairs to be carried over*

## Self-generated Revenue \$14.6 M

- In the Veterans Homes, funds are derived from the residents' ability to pay for part of their care and from employees and visitors purchasing meal tickets
- In the Contact Assistance Program, funds are derived from each parish's contribution towards providing a veterans service office
- **\$3.1 Million**  
*Carried over from FY20 into FY21. R.S. 29:384(B) allows gifts, contributions, bequests, & indiv. reimbursements to be carried over*

## Statutory Dedications \$115,528

- **Louisiana Military Family Assistance Fund**  
Collects donations of businesses and citizens throughout Louisiana, including via an individual or a corporate state income tax check-off

## Federal Funds \$52.1 M

- In the Veterans Homes, funds are derived from the Veterans Administration for patient care and Medicare eligible residents cost reimbursements
- In Veterans Affairs, funds come from the U.S. Dept. of Veterans Affairs for reimbursement of various services and expenses

## State General Fund \$12.4 M

# FY22 FUNDING COMPARISON

Means of Finance	FY20 Actual Expenditures	FY21 Existing Operating Budget 12/1/20	FY22 HB1 Budget	Change from Existing Operating Budget to HB1		Change from Actual Expenditures to HB1	
SGF	\$6,365,547	\$12,109,919	\$12,424,118	\$314,199	2.6%	\$6,058,571	95.2%
IAT	\$2,117,280	\$2,448,947	\$2,439,110	(\$9,837)	(0.4%)	\$321,830	15.2%
FSGR	\$12,857,597	\$14,824,177	\$14,592,249	(\$231,928)	(1.6%)	\$1,734,652	13.5%
Stat Ded	\$29,997	\$115,528	\$115,528	\$0	0.0%	\$85,531	285.1%
Federal	\$48,261,537	\$51,051,857	\$52,080,597	\$1,028,740	2.0%	\$3,819,060	7.9%
<b>Total</b>	<b>\$69,631,958</b>	<b>\$80,550,428</b>	<b>\$81,651,602</b>	<b>\$1,101,174</b>	<b>1.4%</b>	<b>\$12,019,644</b>	<b>17.3%</b>

*Significant funding changes from FY21 EOB:*



## **\$231,928 FSGR**

Net decrease in fees and self-generated revenues of which \$120,000 is for removal of funding associated with cemetery expansion at the Northwest Louisiana Veterans Cemetery



## **\$1.0 M Federal**

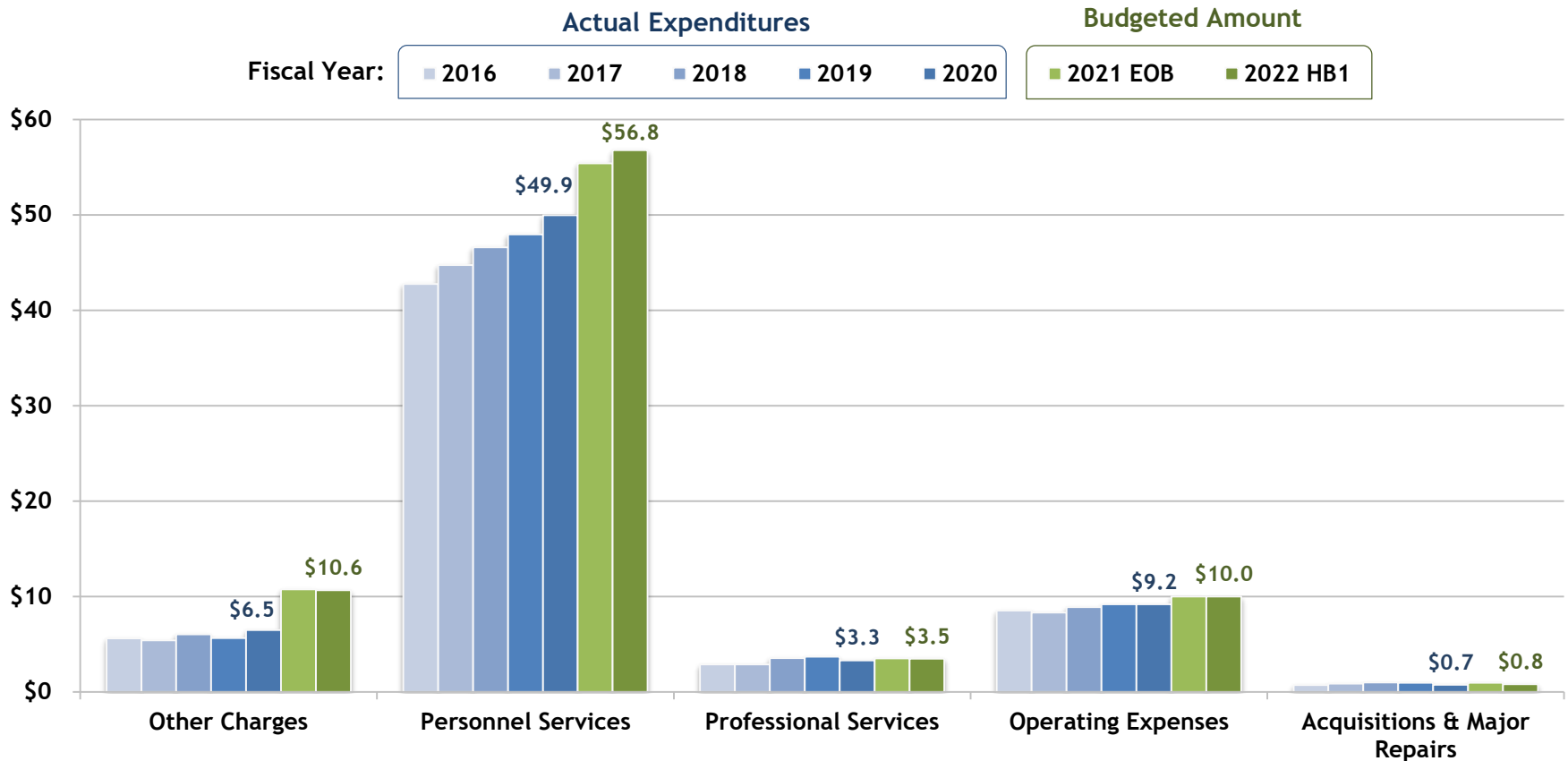
Net increase largely related to the federal matching component associated with the department's standard statewide budget adjustments. However, within this net change figure, included is a decrease of \$282,136 in reimbursement from the U.S. Dept. of Veterans Affairs due to a lower projected census count at the SELA Vets Home in Reserve, LA

# FY22 AGENCY COMPARISON

Agency	FY20 Actual Expenditures	FY21 Existing Operating Budget 12/1/20	FY22 HB1 Budget	Change from Existing Operating Budget to HB1		Change from Actual Expenditures to HB1	
Dept. Vets Affairs	\$10,332,208	\$15,062,781	\$14,730,673	(\$332,108)	(2.2%)	\$4,398,465	42.6%
LA Vets Home	\$10,121,711	\$11,011,255	\$11,598,756	\$587,501	5.3%	\$1,477,045	14.6%
NELA Vets Home	\$11,493,266	\$12,890,433	\$13,335,505	\$445,072	3.5%	\$1,842,239	16.0%
SWLA Vets Home	\$12,914,307	\$13,922,139	\$14,441,946	\$519,807	3.7%	\$1,527,639	11.8%
NWLA Vets Home	\$12,409,114	\$13,738,561	\$13,760,376	\$21,815	0.2%	\$1,351,262	10.9%
SELA Vets Home	\$12,361,352	\$13,925,259	\$13,784,346	(\$140,913)	(1.0%)	\$1,422,994	11.5%
<b>Total</b>	<b>\$69,631,958</b>	<b>\$80,550,428</b>	<b>\$81,651,602</b>	<b>\$1,101,174</b>	<b>1.4%</b>	<b>\$12,019,644</b>	<b>17.3%</b>



# EXPENDITURE HISTORY



Source: Office of Planning and Budget - Executive and Proposed Budget Supporting Documents

# FY22 EXPENDITURE COMPARISON

Expenditure Category	FY20 Actual Expenditures	FY21 Existing Operating Budget 12/1/20	FY22 HB1 Budget	Change from Existing Operating Budget to HB1		Change from Actual Expenditures to HB1	
Salaries	\$33,106,654	\$35,514,544	\$37,062,972	\$1,548,428	4.4%	\$3,956,318	12.0%
Other Compensation	\$1,322,504	\$1,463,260	\$1,475,905	\$12,645	0.9%	\$153,401	11.6%
Related Benefits	\$15,516,873	\$18,402,376	\$18,223,441	(\$178,935)	(1.0%)	\$2,706,568	17.4%
Travel	\$144,145	\$209,503	\$209,503	\$0	0.0%	\$65,358	45.3%
Operating Services	\$3,183,206	\$3,660,244	\$3,718,051	\$57,807	1.6%	\$534,845	16.8%
Supplies	\$5,839,309	\$6,125,042	\$6,044,269	(\$80,773)	(1.3%)	\$204,960	3.5%
Professional Services	\$3,303,410	\$3,493,756	\$3,469,356	(\$24,400)	(0.7%)	\$165,946	5.0%
Other Charges/IAT	\$6,475,828	\$10,730,256	\$10,642,055	(\$88,201)	(0.8%)	\$4,166,227	64.3%
Acq/Major Repairs	\$740,029	\$951,447	\$806,050	(\$145,397)	(15.3%)	\$66,021	8.9%
<b>Total</b>	<b>\$69,631,958</b>	<b>\$80,550,428</b>	<b>\$81,651,602</b>	<b>\$1,101,174</b>	<b>1.4%</b>	<b>\$12,019,644</b>	<b>17.3%</b>

Source: Office of Planning and Budget - Budget Supporting Documents and HB1 of the 2021 Regular Session

# SIGNIFICANT EXPENDITURE CHANGES

*Compared to the FY21 Existing Operating Budget*

## **\$1.4 M - Personnel Services**

<b>\$1.4 M</b>	Net increase of standard statewide budget adjustments including market rate classified pay increases, related benefits and retirement rate changes, active and retiree group insurance rate changes, and projected attrition savings
----------------	--

## **(\$145,397) - Acquisitions/Major Repairs**

<b>(\$951,447)</b>	Remove funding utilized in FY21 for acquisitions and major repairs
--------------------	--

<b>\$806,050</b>	Provide funding in FY22 for acquisitions and major repairs on items such as lawn and other equipment and facility repairs and maintenance
------------------	---

# SIGNIFICANT EXPENDITURE CHANGES

*Compared to the FY21 Existing Operating Budget*

**(\$135,567) - Operating Expenses/Professional Services/Other Charges**

**\$68,793**

Net increase of standard statewide budget adjustments for transfers to other state agencies including Legislative Auditor Fees, Risk Management, Technology Services, State Procurement, and rent in state-owned buildings

**(\$130,400)**

**Veterans Cemeteries** *(Net Decrease)*

Removes (\$74K) carried into FY21 for realignment and repair work and removes (\$120K) for expansion at the Northwest LA Veterans Cemetery in Keithville, LA

Provides \$28K to improve and maintain ground conditions at Southeast LA Veterans Cemetery in Slidell, LA and \$36K for operating expenses at the recently opened Southwest LA Veterans Cemetery in Jennings, LA

**(\$60,415)**

**Veterans Homes** *(Net Decrease)*

Reduce (\$292K) in reimbursement from the U.S. Department of Veterans Affairs due to lower projected census at the Southeast LA Veterans Home in Reserve, LA

Increase \$216K to provide adequate care to residents at the Southwest LA Veterans Home in Jennings, LA

Increase \$16K in utility expenses for an additional COVID-19 wing and water supply issues at LA Veterans Home in Jackson, LA

# OTHER CHARGES DETAIL

Other Charges	Amount	Description
	\$3,850,000	Louisiana National Guard Disability Claims
	\$305,437	LaVetCorps
	\$115,528	Military Family Assistance Program
	\$52,603	Medal initiative to award medals to veterans statewide for service
	\$50,000	Burials for indigent veterans
	<b>\$4,373,568</b>	<b>Total Other Charges</b>

Interagency Transfers	Amount	Description
	\$2,712,297	Transfers within the department for services
	\$1,695,779	Office of Risk Management (ORM)
	\$1,007,992	Office of Technology Services (OTS)
	\$201,990	Civil Services Fees
	\$148,761	Legislative Auditor Fees
	\$118,956	Office of State Procurement (OSP)
	\$117,275	Rent in state-owned buildings
	\$41,305	Uniform Payroll System (UPS)
	\$224,132	Various other IAT expenditures
	<b>\$6,268,487</b>	<b>Total Interagency Transfers</b>

# DISCRETIONARY EXPENSES

**Total Budget  
\$81.7 Million**

State General Fund  
\$12.4 M

Interagency  
Transfers  
\$2.4 M

Self-generated  
Revenue  
\$14.6 M

Statutory  
Dedications  
\$115,528

Federal Funds  
\$52.1 M

Non-discretionary  
\$2.1 M

Retirement UAL  
\$1.5 M

Rent state-owned buildings  
\$228,725

Legislative Auditor Fees  
\$152,176

Retirees Group Insurance  
\$222,211

Discretionary  
\$10.3 M

Dept. of Veterans Affairs  
\$8.8 M

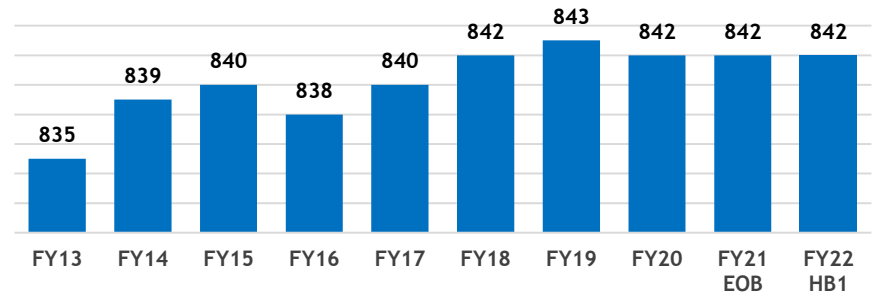
Louisiana Veterans Home  
\$1.5 M

# PERSONNEL INFORMATION

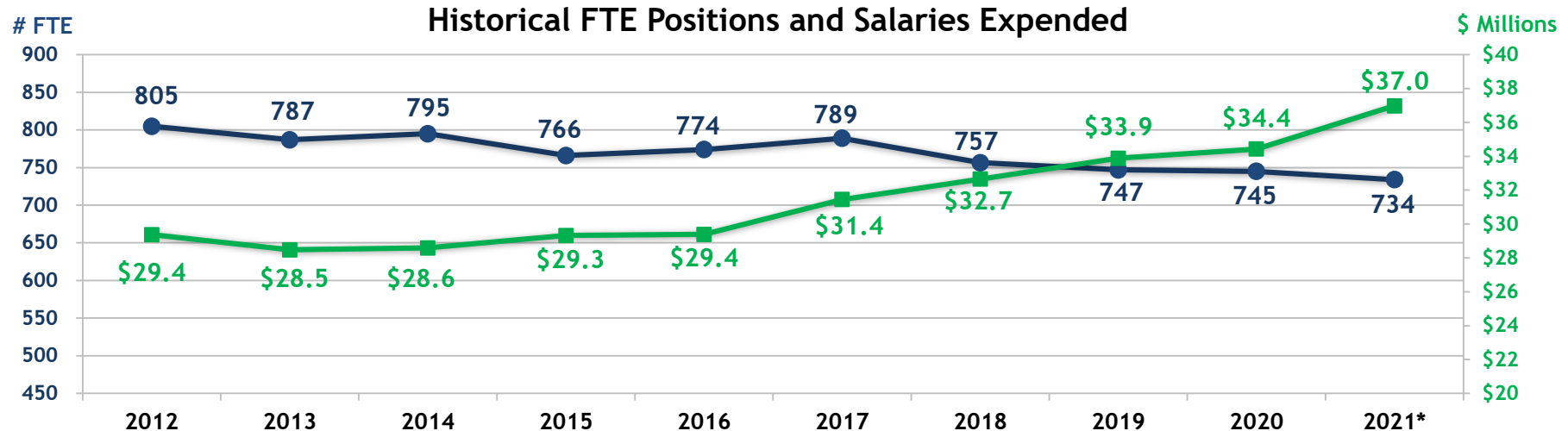
## FY 2022 Recommended Positions

842	Total Authorized T.O. Positions (836 Classified, 6 Unclassified)
0	Authorized Other Charges Positions
1	Non-T.O. FTE Positions
120	Vacant Positions (February 1, 2021)

## Historical Authorized T.O. Positions



Source: Office of Planning and Budget - Budget Supporting Documents



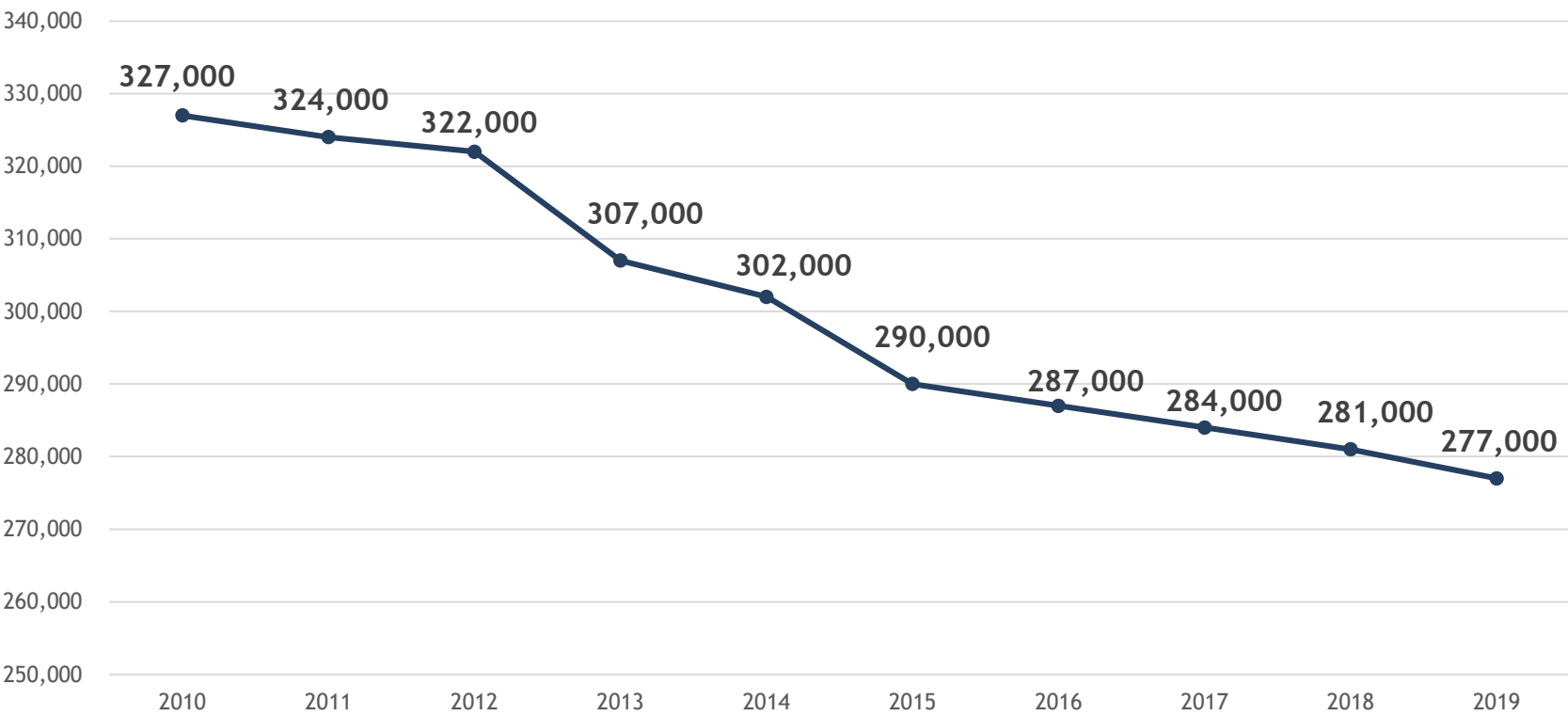
Source: Dept. of Civil Service and Budget Supporting Documents

\*Existing Operating Budget 12/1/20



# ESTIMATED NUMBER OF VETERANS IN LOUISIANA

10-Year History



Source: Data from the National Center for Veterans Analysis and Statistics, Office of Enterprise Integration, U.S. Department of Veterans Affairs  
Note: Year references are federal fiscal years

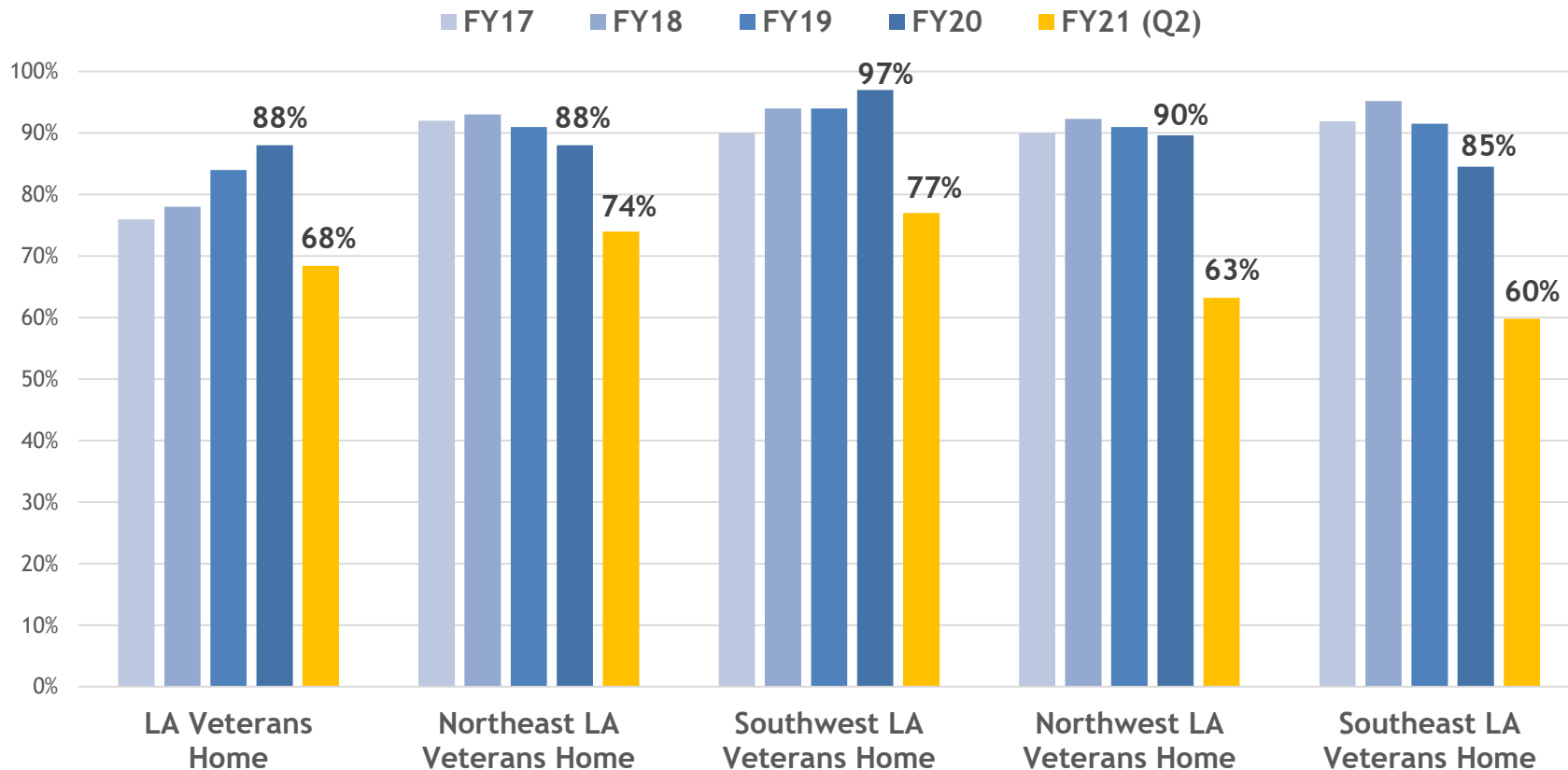
# VETERANS HOME AVERAGE COST

Five-year historical averages of the five state run veterans homes

Averages	FY16	FY17	FY18	FY19	FY20
Daily Census	141	136	138	135	131
Occupancy Rate	91%	88%	91%	90%	89%
Cost per Patient per Day	\$205	\$219	\$224	\$234	\$251
Cost per Patient per Year	\$74,825	\$79,935	\$81,760	\$85,410	\$91,615

# VETERANS HOMES OCCUPANCY RATES

How has the COVID-19 pandemic affected Louisiana veterans homes occupancy rates?



Source: Office of Planning and Budget - Budget Supporting Documents and Louisiana Performance Accountability System (LaPAS)

# DEPARTMENT CONTACTS



**Joey Strickland**  
*Secretary*

Joey.Strickland@la.gov

---

**Julie Baxter Payer**  
*Deputy Secretary*  
Julie.BaxterPayer@la.gov

---

---

**Stephanie Smith**  
*Chief Financial Officer*  
StephanieS.Smith@la.gov

---