

Representative Jack McFarland
Chairman



Representative Jason Hughes
Vice Chairman

Fiscal Year 2026 Executive Budget Review

DEPARTMENT OF WILDLIFE & FISHERIES

House Committee on Appropriations
House Fiscal Division

April 1, 2025

Budget Analyst: Paige Philyaw

TABLE OF CONTENTS

This presentation was produced by the House Fiscal Division of the Louisiana House of Representatives.


900 N. 3rd Street
Baton Rouge, LA 70802
house.louisiana.gov/housefiscal/

All data and figures were obtained from the governor's Fiscal Year 2025-2026 Executive Budget and Supporting Documents provided by the Office of Planning and Budget within the Division of Administration along with House Bill 1 of the 2025 Regular Session, unless otherwise noted.

<https://www.doa.la.gov/doa/opb/budget-documents/>

TOPIC

	PAGE
Department Organization	3
FY 26 Budget Recommendation	4
Historical Spending	5
Sources of Funding	6
Funding Comparison	7
FY26 Expenditure Recommendation	8
Expenditure Comparison	9
Conservation Fund	11
Royalties on Land	12
Personnel Information	13
Department Contacts	14
General Department Information	15
General Budgetary Information	18



DEPARTMENT ORGANIZATION

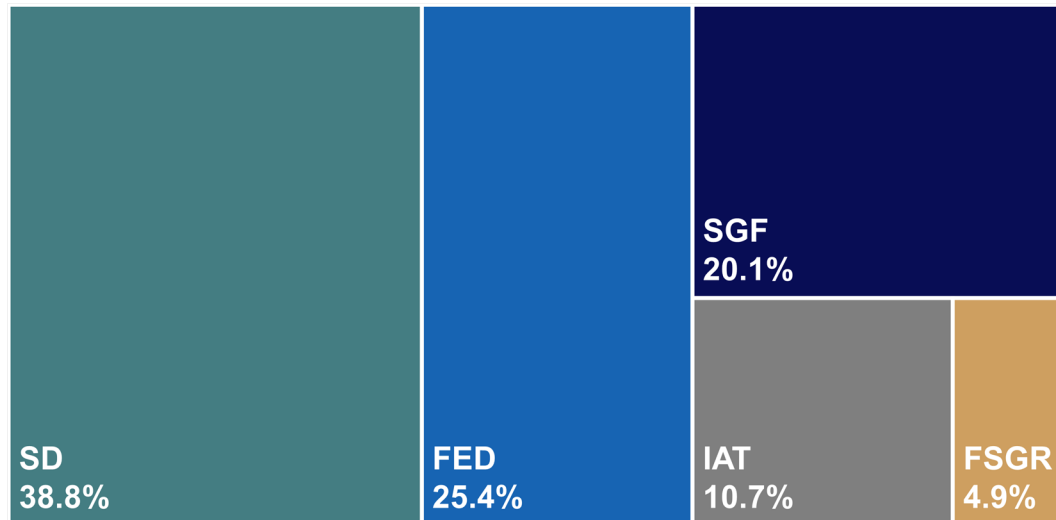


Note: Further detail on department programs, functions, and services are under the General Department Information section.

FY 26 BUDGET RECOMMENDATION

Total Funding = \$199,352,361

Means of Finance		
State General Fund	\$	40,101,670
Interagency Transfers		21,325,933
Fees & Self-generated		9,808,472
Statutory Dedications		77,431,286
Federal Funds		50,685,000
Total	\$	199,352,361



Program Funding & Authorized Positions			
		<i>Amount</i>	<i>Positions</i>
Office of Management & Finance	\$	20,832,469	45
Office of the Secretary		49,812,121	282
Office of Wildlife		63,791,175	226
Office of Fisheries		64,916,596	233
Total	\$	199,352,361	786

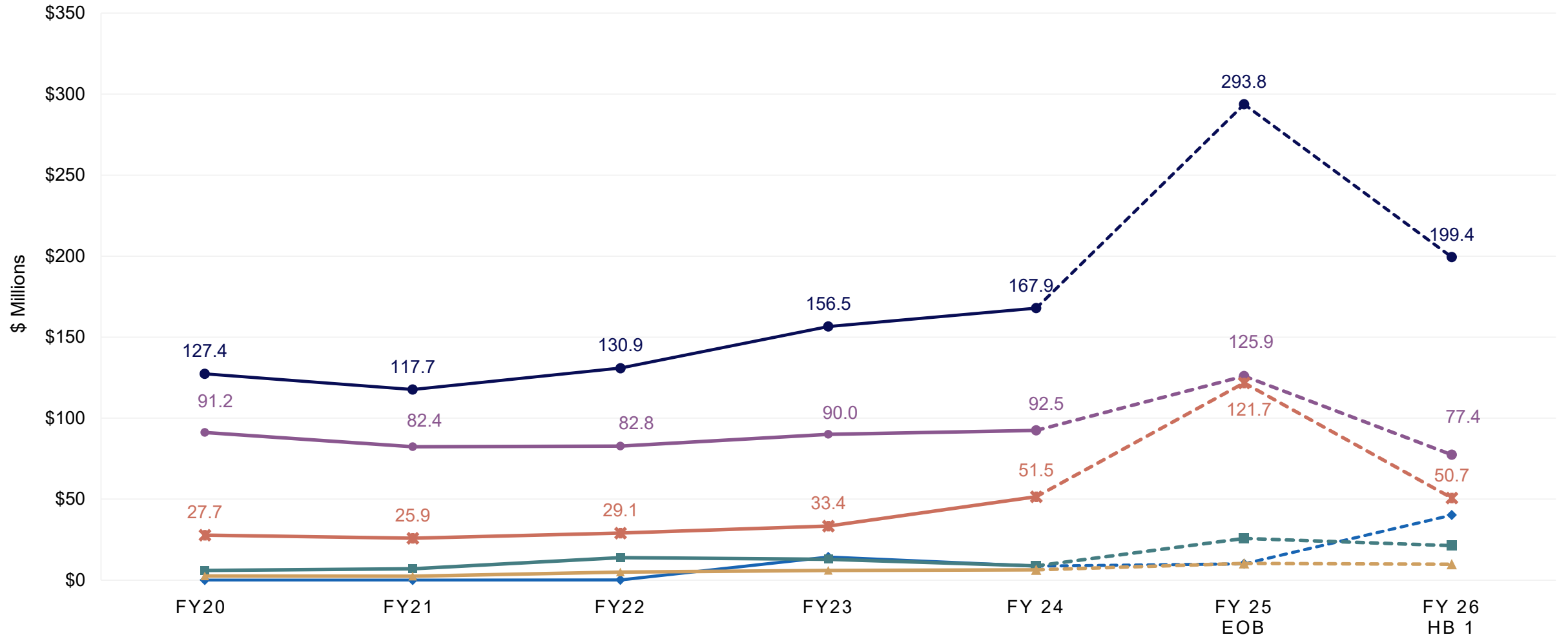


HISTORICAL SPENDING

◆ State General Fund
 ■ Interagency Transfers
 ▲ Fees & Self-generated
 ● Statutory Dedications
 ✕ Federal Funds
 ● Total Budget

Annual Average Spending Change from FY 20 to 24:

173.5%	10.3%	25.4%	0.4%	16.7%	7.1%
--------	-------	-------	------	-------	------



SOURCES OF FUNDING

State General Fund \$40.1 M	Interagency Transfers \$21.3 M	Self-generated Revenue \$9.8 M	Statutory Dedications \$77.4 M	Federal Funds \$50.7 M
<p>The chief operating fund of the State recognized by the Revenue Estimating Conference from various taxes, licenses, fees, and other revenue sources except for those identified as other means of financing</p>	<p>Funding is derived from the following transfers:</p> <ul style="list-style-type: none"> • \$20.1 M from Coastal Protection and Restoration Authority • \$329,304 from other department agencies • \$35,100 from the Office of Community Development • \$946 from the Office of State Parks 	<p>Revenues derived from the following sources:</p> <ul style="list-style-type: none"> • \$5 M from the Aquatic Plant Control Dedicated Fund Account • \$2.9 M from the Louisiana Alligator Resource Dedicated Fund Account • \$1 M from the LA Duck License, Stamp, and Print Dedicated Fund Account • \$578,000 from fraud investigations, assisting in disaster response, and security details • \$322,640 from the Oyster Sanitation Dedicated Fund Account 	<p>Funding is derived from the following funds:</p> <ul style="list-style-type: none"> • \$40.9 M from the Conservation Fund • \$7.1 M from the Artificial Reef Development Fund • \$3.9 M from the Rockefeller Wildlife Refuge & Game Preserve Fund • \$3.6 M from the Oyster Resource Management Account • \$2.9 M from the Rockefeller Wildlife Refuge Trust & Protection Fund • \$2.5 M from the Russell Sage Special Fund #2 	<p>Federal funding derived from the following sources:</p> <ul style="list-style-type: none"> • \$32.5 M U.S. Department of Fish & Wildlife • \$7.2 M National Oceanic & Atmospheric Administration • \$5.9 M U.S. Department of Agriculture • \$2.6 M Department of Homeland Security • \$2 M Gulf States Marine Fisheries Commission • \$434,410 Core of Engineers • \$60,752 U.S. Department of Interior

Note: Further details on Statutory Dedication funding are under the General Budgetary Information section.

FUNDING COMPARISON

Means of Finance	FY 24 Actual Expenditures	FY 25 Existing Operating Budget 12/1/24	FY 26 HB1 Budget	Change Existing Operating Budget to HB1		Change Actual Expenditures to HB1	
SGF	\$ 8,716,442	\$ 10,136,928	\$ 40,101,670	\$ 29,964,742	295.6%	\$ 31,385,228	360.1%
IAT	8,787,571	25,720,722	21,325,933	(4,394,789)	(17.1%)	12,538,362	142.7%
FSGR	6,362,282	10,275,636	9,808,472	(467,164)	(4.5%)	3,446,190	54.2%
Stat Ded	92,468,947	125,914,273	77,431,286	(48,482,987)	(38.5%)	(15,037,661)	(16.3%)
Federal	51,517,763	121,717,829	50,685,000	(71,032,829)	(58.4%)	(832,763)	(1.6%)
Total	\$ 167,853,005	\$ 293,765,388	\$ 199,352,361	\$ (94,413,027)	(32.1%)	\$ 31,499,356	18.8%

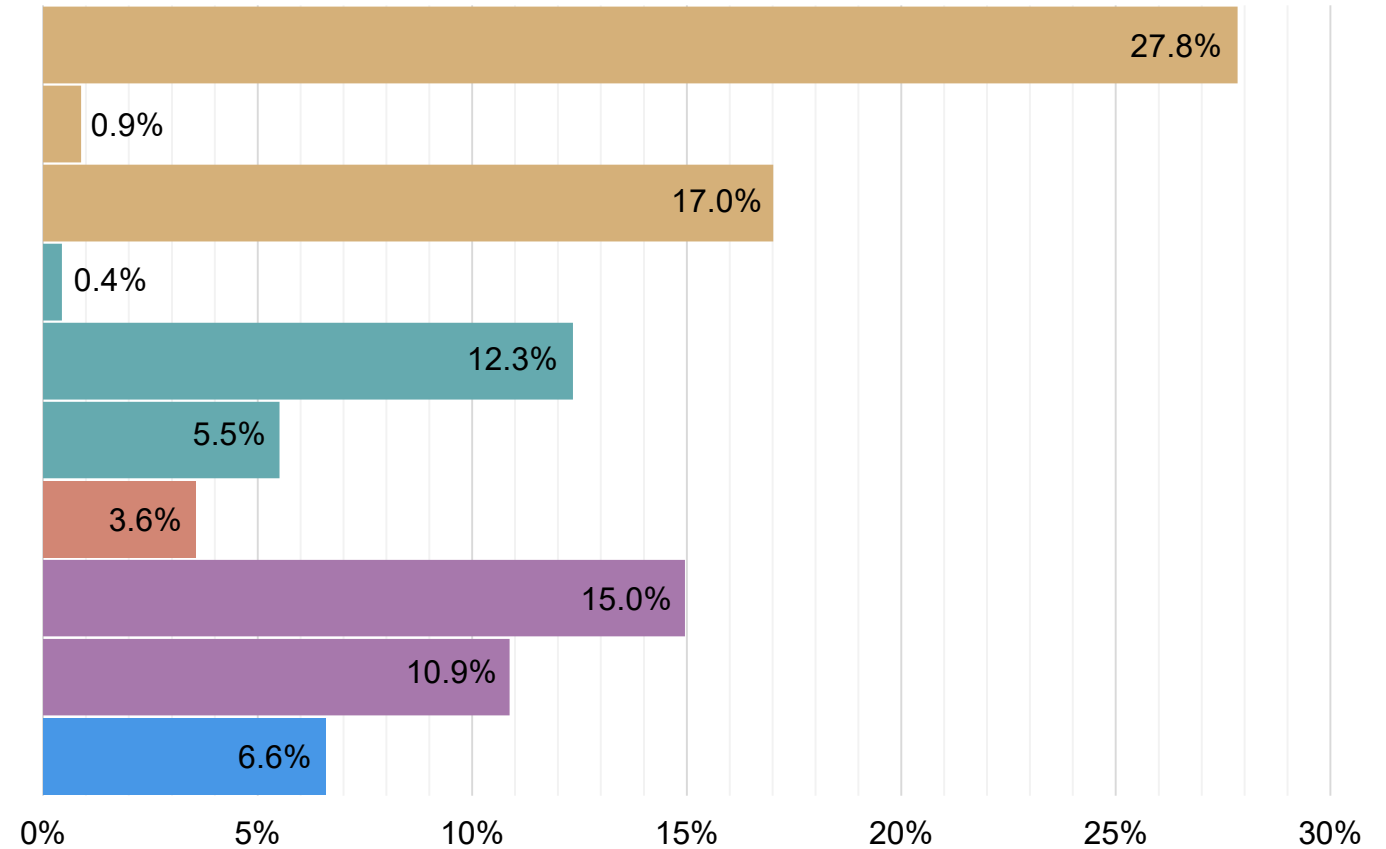
Significant funding changes compared to the FY 25 Existing Operating Budget

State General Fund	Interagency Transfers	Fees & Self-generated	Statutory Dedications	Federal Funds
<p>\$30 M net increase primarily due to:</p> <ul style="list-style-type: none"> \$33.6 M means of finance substitution in the Office of the Secretary (\$2.1 M) for the removal of funding carried into FY 25 that is no longer needed in FY 26 	<p>(\$4.4 M) decrease due to:</p> <ul style="list-style-type: none"> (\$2.2 M) to align funding with actual expenditures (\$1.9 M) for the removal of funding carried into FY 25 that is no longer needed in FY 26 (\$448,300) for the removal of one time funding from the Office of Fisheries 	<p>(\$467,164) net decrease due to:</p> <ul style="list-style-type: none"> (\$407,514) decrease for standard statewide adjustments \$130,000 increase in the Office of Fisheries from ticket sales (\$124,330) aligns the Aquatic Plant Control Dedicated Fund Account with actual expenditures 	<p>(\$48.5 M) decrease due to:</p> <ul style="list-style-type: none"> (\$33.6 M) decrease to the Conservation in the Office of the Secretary (\$14.4 M) decrease for standard statewide adjustments (\$1 M) decrease from removal of one time funding out of the LA Outdoors Forever Fund 	<p>(\$71 M) decrease due to:</p> <ul style="list-style-type: none"> (\$39.1 M) decrease for removal of funding carried into FY 25 that is no longer needed in FY 26 (\$28.9 M) decrease from the National Oceanic Atmospheric Administration in the Office of Fisheries (\$3 M) decrease for standard statewide adjustments

FY 26 EXPENDITURE RECOMMENDATION

Total Budget = \$199,352,361

Expenditure Category		
Salaries	\$	55,495,572
Other Compensation		1,763,731
Related Benefits		33,924,488
Travel		876,875
Operating Services		24,617,990
Supplies		10,977,536
Professional Services		7,093,192
Other Charges		29,818,020
Interagency Transfers		21,664,950
Acquisitions/Repairs		13,120,007
Total	\$	199,352,361



EXPENDITURE COMPARISON

Expenditure Category	FY 24 Actual Expenditures	FY 25 Existing Operating Budget 12/1/24	FY 26 HB1 Budget	Change Existing Operating Budget to HB1		Change Actual Expenditures to HB1	
Salaries	\$ 47,556,826	\$ 54,388,830	\$ 55,495,572	\$ 1,106,742	2.0%	\$ 7,938,746	16.7%
Other Compensation	1,259,727	1,777,340	1,763,731	(13,609)	(0.8%)	504,004	40.0%
Related Benefits	33,347,985	32,055,048	33,924,488	1,869,440	5.8%	576,503	1.7%
Travel	527,492	914,005	876,875	(37,130)	(4.1%)	349,383	66.2%
Operating Services	12,995,501	22,370,904	24,617,990	2,247,086	10.0%	11,622,489	89.4%
Supplies	7,604,108	13,580,503	10,977,536	(2,602,967)	(19.2%)	3,373,428	44.4%
Professional Services	3,496,360	13,918,888	7,093,192	(6,825,696)	(49.0%)	3,596,832	102.9%
Other Charges	28,559,123	109,524,049	29,818,020	(79,706,029)	(72.8%)	1,258,897	4.4%
Interagency Transfers	17,178,256	22,847,726	21,664,950	(1,182,776)	(5.2%)	4,486,694	26.1%
Acquisitions/Repairs	15,327,628	22,388,095	13,120,007	(9,268,088)	(41.4%)	(2,207,621)	(14.4%)
Total	\$ 167,853,006	\$ 293,765,388	\$ 199,352,361	\$ (94,413,027)	(32.1%)	\$ 31,499,355	18.8%

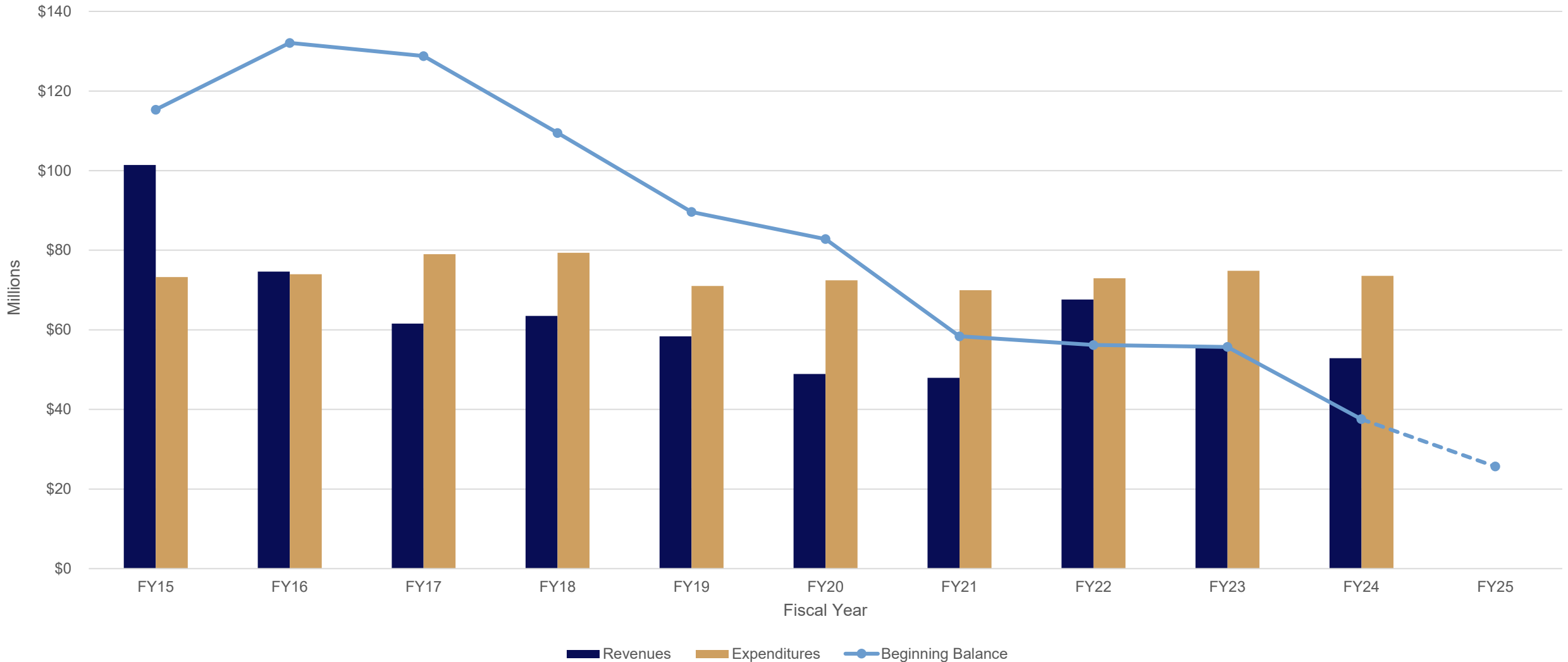
SIGNIFICANT EXPENDITURE CHANGES

Compared to the FY 25 Existing Operating Budget

Personnel Services	Professional Services	Other Charges	Acquisitions/Repairs
<p>\$3 M net increase due to:</p> <p>Various standard statewide adjustments to salaries including attrition, benefits, and retirement changes</p>	<p>(\$6.8 M) decrease due to:</p> <ul style="list-style-type: none"> • (\$5.4 M) decrease to remove funding for flood disaster planning projects • (\$1.6 M) decrease to remove funding carried into FY 25 for professional services contracts that crossed fiscal years • \$500,000 to align expenditures for projected needs in FY 26 out of the Oyster Resource Management Account 	<p>(\$79.7 M) decrease due to items such as:</p> <ul style="list-style-type: none"> • (\$47.7 M) to remove funding carried into FY 25 that is no longer needed in FY 26 for various projects to LSU, Ducks Unlimited, University of Georgia, and many others • (\$23.5 M) to remove funding for completed projects for flood disaster planning • (\$2.2 M) to reduce funding in order to align with actual expenditures • (\$1.5 M) to remove funding for legal charges for degradation of coastal projects • (\$1.0 M) to remove one time expenses in the LA Outdoors Forever Fund for conservation projects 	<p>(\$9.3 M) net decrease due to items such as:</p> <ul style="list-style-type: none"> • (\$20.5 M) to remove funding for acquisitions and major repairs budgeted in FY 25 for things such as furniture, camera equipment, trailers, motors, vehicles, and building repairs • \$14.2 M for various equipment purchases and building repairs such as repairs to vessels and vehicles, office equipment, new vehicles, bulldozers, building repairs, WMA repairs, and laboratory repairs • (\$1.9 M) to remove funding carried into FY 25 no longer needed in FY 26 which includes night vision equipment, tractors, and building repairs

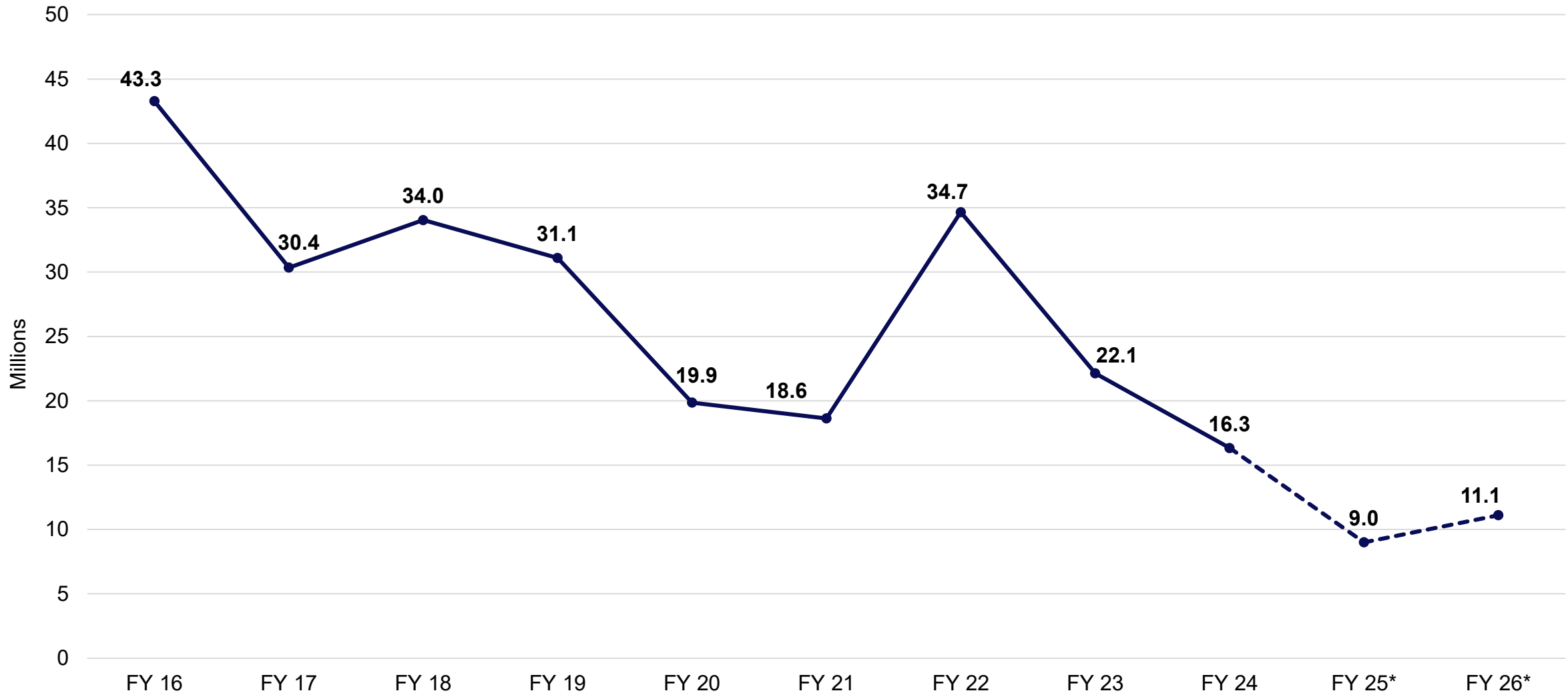
CONSERVATION FUND

Conservation Fund Article VII Section 10A



Source: Department of Wildlife and Fisheries

ROYALTIES ON LAND



Source: Department of Wildlife and Fisheries

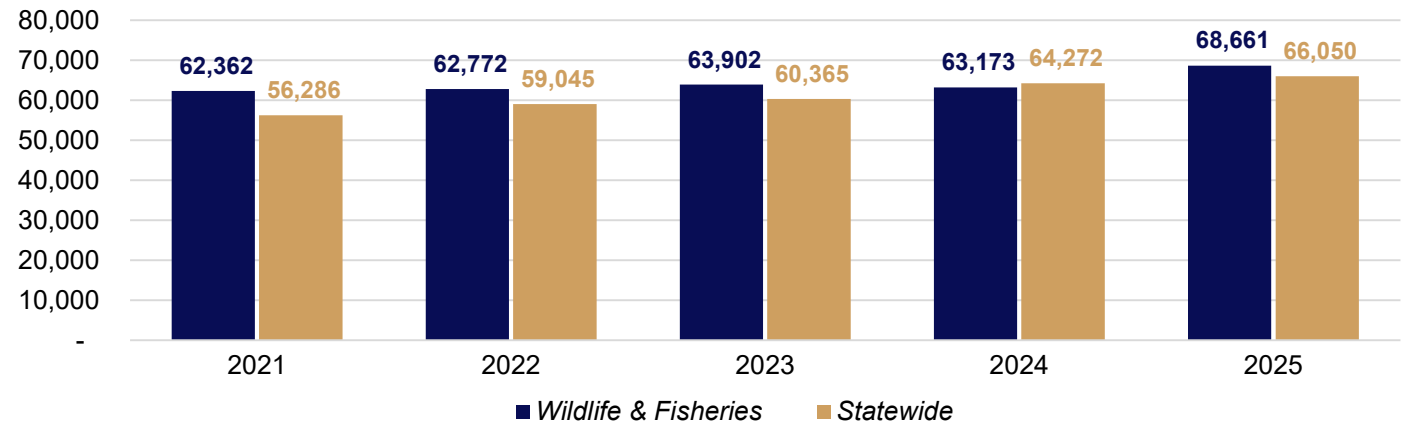
* - Projected Collections

PERSONNEL INFORMATION

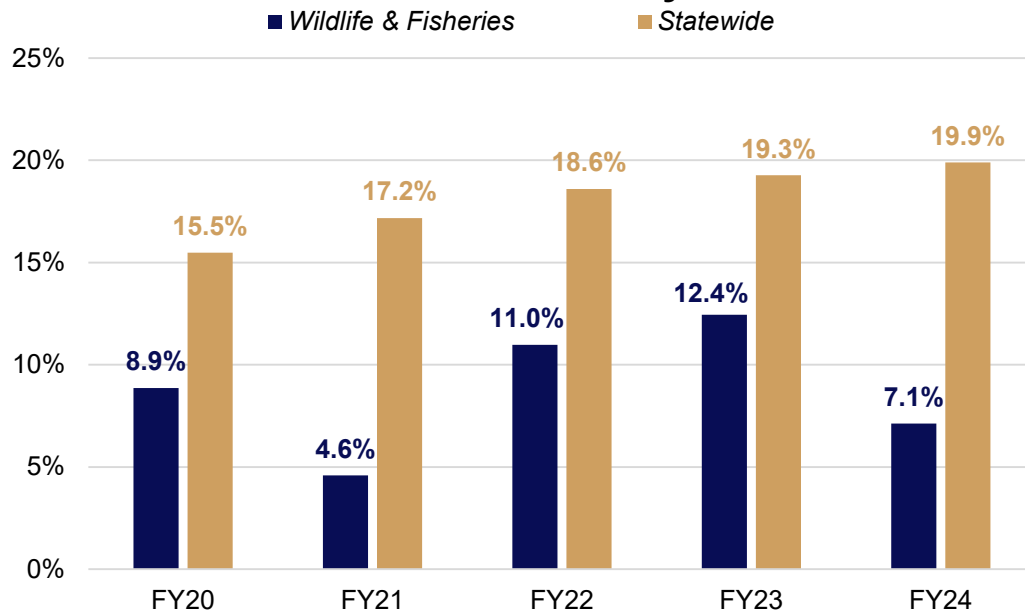
FY 2026 Recommended Positions

786	Total Authorized T.O. Positions (775 Classified, 11 Unclassified)
3	Authorized Other Charges Positions
116	Non-T.O. FTE Positions
67	Vacant Positions (December 30, 2024)

Historical Average Salary



Turnover History



Top Positions Vacated FY 2024

Position	Number of Employees	Separations	Turnover Rate
Wildlife Technician C	53	5	9.4%
Biologist III	78	4	5.1%
Wildlife Enforcement Sergeant	65	3	4.6%
Wildlife Technician Supervisor	22	3	13.6%
Biologist Manager	34	2	5.9%

Source: Department of Civil Service

DEPARTMENT CONTACTS



Tyler Bosworth
Acting Secretary
TBosworth@wlf.la.gov



Stephen Clark
Superintendent of Wildlife and Fisheries Law Enforcement

SClark@wlf.la.gov



Ryan Montegut
Assistant Secretary of Fisheries

RMontegut@wlf.la.gov



Bryan McClinton
Undersecretary

BMccclinton@wlf.la.gov

The seal of the State of Louisiana is visible in the background, featuring a pelican feeding its young in a nest, surrounded by the text "STATE OF LOUISIANA", "UNION • JUSTICE", and "CONFIDENCE".

General Department Information

DEPARTMENT OF WILDLIFE & FISHERIES

Management & Finance (OMF)

- The program's main functions are to provide guidance and support through exceptional customer service; this include functions such as accounting, budget forecasting and control, procurement and contract management, data processing, and personnel management

The program has 3 activities:

- Administrative Services
 - Manages direct day to day operations of the OMF program
- Licensing & Boat Registration/Titling
 - Responsible for the issuance of many and varied types of licenses, permits & registrations according to the statutes regulating wildlife, fisheries and boating activities for both recreational and commercial users
- Support Services
 - Perform the financial and administrative support services for all programs in the department

Office of the Secretary

Administrative Program

- Provides leadership, direction, and supervision to the department as a whole in order to accomplish the department's mission and vision for the future

Enforcement Program

- Ensures the protection of the state's natural renewable wildlife and fisheries resources by establishing and maintaining compliance with state regulations and laws relative to the conservation of these resources



DEPARTMENT OF WILDLIFE & FISHERIES

Wildlife Program

- The Office of Wildlife works to conserve Louisiana's natural wildlife and habitat through:
 - Acquisition and management of Wildlife Management Areas (WMAs)
 - Collection and analyzation of data on wildlife and their habitats
 - Education for hunters
- The Activities of the Wildlife Program are:
 - Habitat Stewardship
 - Species Management
 - Education Outreach

Fisheries Program

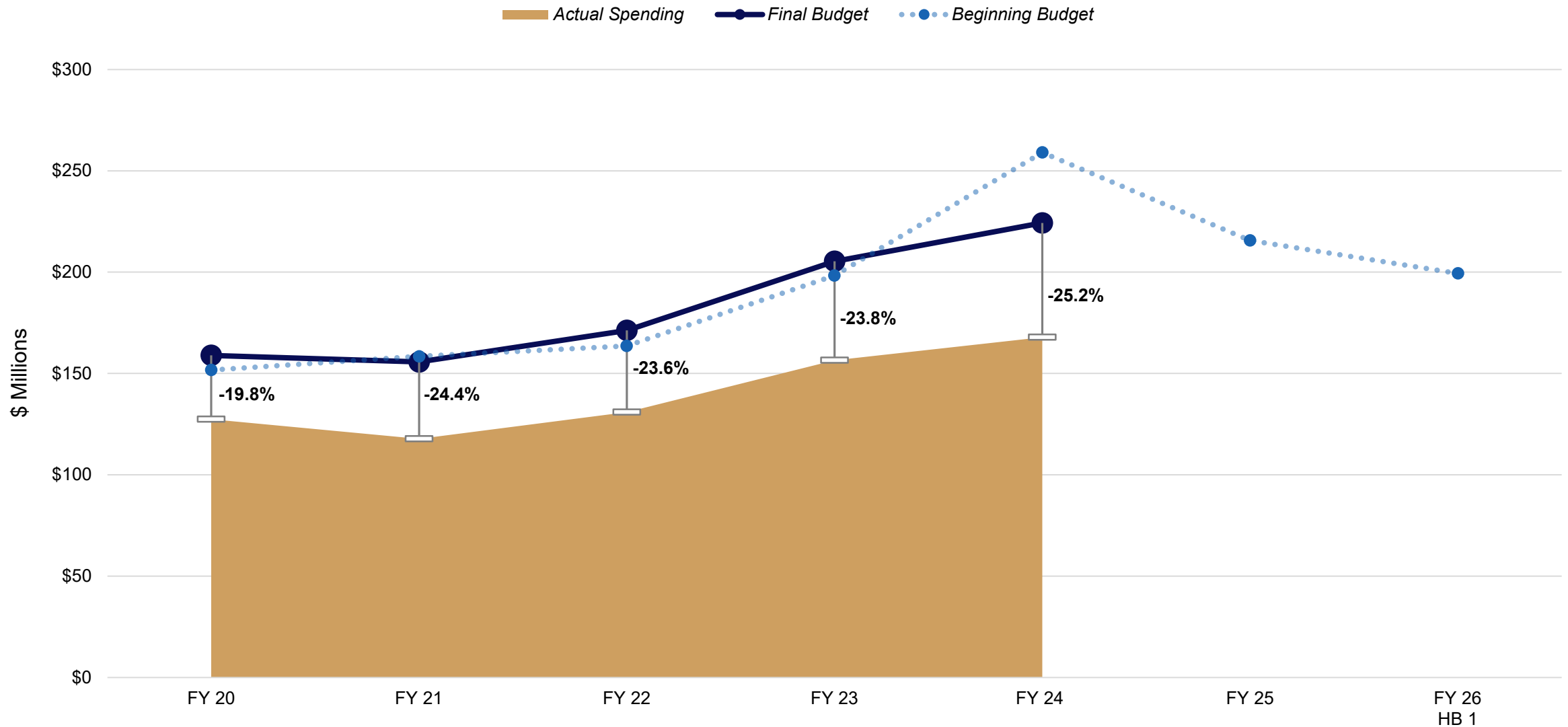
- The Office of Fisheries works to manage and conserve aquatic resources and their habitat, support the fishing industry, and provide access to aquatic resources for Louisiana's citizens. This is conducted through five sections and programs:
 - Marine Fisheries
 - Inland Fisheries
 - Oyster Lease Program
 - Fisheries Research & Assessment
 - Fisheries Extension



The seal of the State of Louisiana is visible in the background, featuring a pelican feeding its young in a nest, surrounded by the text "STATE OF LOUISIANA" and "UNION • JUSTICE • CONFIDENCE".

General Budgetary Information

HISTORICAL BUDGET



FY 25 EXISTING OPERATING BUDGET

The FY 2024-25 Existing Operating Budget (EOB) was frozen on December 1, 2024. This point-in-time reference is used in both the Executive Budget and the General Appropriations Bill.

Means of Finance	Appropriation	Mid-Year Adjustments	Existing Operating Budget
General Fund	\$ 8,291,435	\$ 1,845,493	\$ 10,136,928
Interagency Transfers	23,785,139	1,935,583	25,720,722
Self-generated Revenue	10,076,689	198,947	10,275,636
Statutory Dedications	111,468,985	14,445,288	125,914,273
Federal	82,636,002	39,081,827	121,717,829
Total	\$ 236,258,250	\$ 57,507,138	\$ 293,765,388

Mid-year Adjustments Summary				
July	August	September	October	November
No change	\$57.5 M Various means of finance carried into FY 24 from the prior fiscal year for program expenses and contracts	No change	No change	No change

OTHER CHARGES / INTERAGENCY TRANSFERS

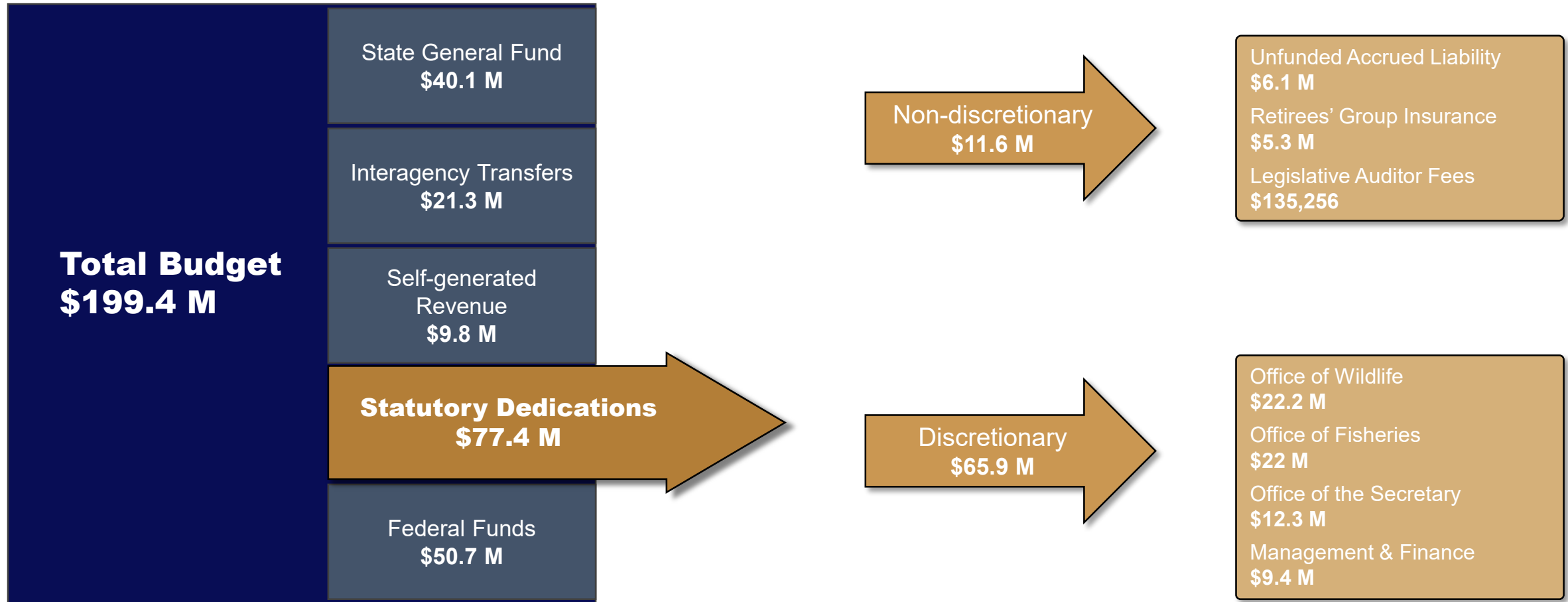
Other Charges

Amount	Description
\$ 11,606,101	Miscellaneous projects for research, restoration & improvements
6,839,749	Various federal contracts for land projects & gun range development
3,996,437	Projects for Alligators, Nutria & Snapping Turtles
2,751,561	Oyster research & restoration
1,850,960	Multiple projects for Ducks Unlimited
1,716,225	Contracts to assist with Fisheries projects
685,522	Outfitting new vehicles to Wildlife enforcement specifications
200,000	Black Bear Projects
92,465	Salaries and Related Benefits
50,000	LSU Chronic Wasting Disease testing
15,000	Waddill Training Academy use by other entities
10,000	Crime Enforcement & Information Rewards
4,000	Derelict crab trap cleanup
\$ 29,818,020	Total Other Charges

Interagency Transfers

Amount	Description
\$ 14,647,032	Office of Technology Services (OTS)
3,867,045	Office of Risk Management (ORM)
826,703	Division of Administration (DOA)
559,693	Office Aircraft Services
550,000	Department of Natural Resources
361,961	Civil Service Fees
166,570	Administrative Law Judges Fees
135,256	Legislature Auditor Fees
112,082	Louisiana Property Assistance Agency
106,704	Department of Culture, Recreation and Tourism
100,613	Office of State Procurement (OSP)
94,622	Topographical Mapping
54,016	Office of Aircraft Services
41,700	State Treasury Fees
39,798	Uniform Payroll System (UPS)
655	Department of Public Safety
250	Board of Veterinary Medicine
250	Board of Pharmacy
\$ 21,664,950	Total Interagency Transfers

DISCRETIONARY EXPENSES



* Figures may not add precisely due to rounding *

STATUTORY DEDICATIONS

Fund Name	Source	Usage	FY 25 - EOB	FY 26 - HB1
Conservation Fund	(ART. VII SECT.10-A, R.S. 56:10) – Fees, licenses, permits, royalties, and other revenue	For programs and initiatives to conserve and protect the state’s natural resources and wildlife	\$82,619,692	\$49,934,303
Artificial Reef Development Fund	(R.S. 56:639.8) – Grants, donations, and other forms of assistance from private and public sources	Create and maintain artificial reefs	\$8,112,163	\$7,079,995
Rockefeller Wildlife Refuge and Game Preserve Fund	(ART. VII, SECT 14; R.S. 56:797-798) – Oil, gas, and mineral royalties, rent, or leases on lands of the refuge and preserve	Maintenance, improvement, and development of the refuge and preserve and for land acquisition	\$6,665,069	\$3,880,279
Oyster Resource Management Account	(R.S. 56:10(B)(4)) – Revenues collected from the sale of commercial oyster gear licenses and fees collected from the sale of public oyster seed ground vessel permits	Assistance for funding salaries and financial support involved with the oyster industry and resources	\$8,038,749	\$3,594,974
Rockefeller Wildlife Refuge Trust	(R.S. 56:797) – royalty, rentals, or otherwise from leases for the exploration, development, or production of oil, gas, and other minerals on the lands in the Rockefeller Foundation Wildlife Refuge and Game Preserve	Maintenance, improvement, and development of the refuge and preserve and for land acquisition	\$1,760,809	\$2,863,883
Russell Sage Special Fund #2	(R.S. 56:798) – Leasing of Marsh Island for exploration, development, or production of oil, gas, or other minerals	Maintenance and improvement of Marsh Island as a wildlife refuge	\$2,500,000	\$2,500,000

STATUTORY DEDICATIONS

Fund Name	Source	Usage	FY 25 - EOB	FY 26 - HB1
White Lake Property Fund	(R.S. 56:799.3) – Revenues collected by the state derived from agricultural leases and from mineral revenues from royalty payments, bonus payments, and rentals from the properties owned by the state in and around White Lake, fees, sale of assets produced by White Lake Property	Operation, maintenance, administration, control, management, or enhancement of the White Lake Property and to enhancement of the White Lake Property and to promote its wildlife and ecosystem conservation and for education and research purposes	\$1,483,815	\$1,920,500
Wildlife Habitat & Natural Heritage Fund	(R.S. 56:1923) – May accept funds from any source including private and public donations and grants, interest	The acquiring & management of land	\$1,990,663	\$1,730,596
Saltwater Fish Research & Conservation	(R.S. 56:10) – Fees, licenses, permits, royalties, and other revenue	For programs and initiatives to conserve and protect the state’s natural resources and wildlife	\$1,409,891	\$1,300,000
Charter Boat Fishing Fund	(R.S. 56:10) – Fees, licenses, permits, royalties, and other revenue	For programs and initiatives to conserve and protect the state’s natural resources and wildlife	\$415,809	\$816,450
Oil Spill Contingency Fund	(ART VII, Section 10.7; R.S. 30:2483) – Fees, taxes, penalties, judgments, reimbursements, and charges	Response to all discharges of oil, for clean up of pollution from discharges of oil, natural resources damages, damages sustained, and removal costs from threatened, discharges of oil	\$306,809	\$323,659
Shrimp Development and Management	(R.S. 56:10) – Fees, licenses, permits, royalties, and other revenue	For programs and initiatives to conserve and protect the state’s natural resources and wildlife	\$189,900	\$250,900

STATUTORY DEDICATIONS

Fund Name	Source	Usage	FY 24 - EOB	FY 25 - HB1
Shrimp Marketing and Promotion Account	(R.S. 56:10 ; 56:305.G) – Fees, licenses, permits, royalties, and other revenue	For programs and initiatives to conserve and protect the state’s natural resources and wildlife	\$231,998	\$220,000
Conservation of the Black Bear Account	(R.S. 56:10 ; 47:463.45) – Fees, licenses, permits, royalties, and other revenue	For programs and initiatives to conserve and protect the state’s natural resources and wildlife	\$208,500	\$208,500
Crab Development, Management & Trap Removal Account	(R.S. 56:10) – Fees, licenses, permits, royalties, and other revenue	For programs and initiatives to conserve and protect the state’s natural resources and wildlife	\$492,148	\$203,119
Marsh Island Operating Fund	(R.S. 56:798) – Leasing of Marsh Island for exploration, development, or production of oil, gas, or other minerals	Maintenance and improvement of Marsh Island as a wildlife refuge	\$167,808	\$193,808
Oyster Development Fund	(R.S. 56:10; 56:449) – Fees, licenses, permits, royalties, and other revenue	For programs and initiatives to conserve and protect the state’s natural resources and wildlife	\$149,989	\$149,989
Litter Abatement and Education Account	(R.S. 56:10) – Fees, licenses, permits, royalties, and other revenue	For programs and initiatives to conserve and protect the state’s natural resources and wildlife	\$99,800	\$99,800

STATUTORY DEDICATIONS

Fund Name	Source	Usage	FY 24 - EOB	FY 25 - HB1
Louisiana Fur Public Education & Market	(R.S. 56:266) – Fees and licenses	For programs, goals and initiatives to conserve and protect the state’s natural resources and wildlife	\$65,750	\$61,800
Louisiana Wild Turkey Stamp Fund	(R.S. 56:10) – Fees, licenses, permits, royalties, and other revenue	For programs and initiatives to conserve and protect the state’s natural resources and wildlife	\$30,100	\$30,100
Seafood Promotion and Marketing Fund	(R.S. 56:10) – Fees, licenses, permits, royalties, and other revenue	For programs and initiatives to conserve and protect the state’s natural resources and wildlife	\$23,209	\$23,209
Conservation--Quail Account	(R.S. 56:10) – Fees, licenses, permits, royalties, and other revenue	For programs and initiatives to conserve and protect the state’s natural resources and wildlife	\$28,000	\$18,987
Conservation--White Tail Deer Account	(R.S. 56:10) – Fees, licenses, permits, royalties, and other revenue	For programs and initiatives to conserve and protect the state’s natural resources and wildlife	\$15,700	\$15,700
MC Davis Conservation Fund	(R.S. 56:799) – Fees, asset sales, and other revenue	Preservation and management of the forested wetlands in the Maurepas Swamp, Joyce, and Manchac Wildlife Management Areas	\$5,400	\$10,775
Total			\$125,914,273	\$77,431,286